

The Buffalo CAPD Model: The Importance of Phonemes in Evaluation and Remediation

Jack Katz*

Auditory Processing Service, LLC, 5200 W. 94th Terrace, Suite 200, Prairie Village, Kansas, USA

*Corresponding author: Jack Katz, Auditory Processing Service, LLC, 5200 W. 94th Terrace, Suite 200, Prairie Village, Kansas, USA, Tel: (913) 643-0123; E-mail: jackkatz@buffalo.edu

Received date: November 12, 2015; Accepted date: January 24, 2016; Published date: February 23, 2016

Copyright: ©2016 Katz J. This is an open-access article distributed under the terms of the Creative Commons Attribution License, which permits unrestricted use, distribution, and reproduction in any medium, provided the original author and source are credited.

Abstract

The Buffalo Model of Central Auditory Processing has Decoding of speech as its most basic category. Phonemes are processed in the auditory cortex, which is fundamental to the speech-language functions of the brain. Powerful phonemic test procedures and therapeutic approaches enable the audiologist to diagnose and improve decoding related aspects of speech, reading and other communication and academic difficulties. Decoding is the most common CAP category of the Buffalo Model in the general population. Because of multidimensional scoring each of the three basic tests of the Buffalo Model provide information regarding phonemic decoding. The Phonemic Synthesis test provides the most indicators of Decoding. In addition to other Decoding signs; all responses on the battery form a large sample of words and conditions in which errors are analyzed phonemically to compile a Phonemic Error Analysis. This tally is used to direct the Phonemic Training Program (PTP), a powerful procedure for retraining phonemically encoded errors. In addition to the PTP the Phonemic Synthesis Training program is used to remediate phonemic issues.

Keywords: Buffalo model; Phonemic decoding; Phonemic error analysis; Phonemic synthesis; Phonemic synthesis program

Introduction

Years ago an ASHA committee on Central Auditory Processing (CAP) was discussing diagnostic procedures. One member added to the test list a phonemic procedure and immediately another member said, "Phonemes are not audiology". So the first audiologist asked the second, "Are sentences audiology?" to which the response was "yes". The response was also "yes" to each of these, "words, nonsense words, sentences, tones, noise, clicks". Then the first audiologist asked, "So why not phonemes?" There was no response.

In the Buffalo Model of CAP phonemes are vital considerations in evaluating, categorizing the problems, planning therapy, in the therapy itself and in determining the success of the therapy [1]. Phonemes are basic language [2] and fundamental to auditory processing.

Some History in Using Phonemes Clinically

In the past phonemic-based testing and training were used to aid those with speech and academic problems even in the absence of hearing loss. Marion Monroe [3] studied a phonemic synthesis procedure in children with reading problems compared with those who had normal reading ability. She found that those with reading disorders had half or one-third the items correct of the control group. Samuel Orton [4], a neurologist, after whom the Orton Dyslexia Society and Orton-Gillingham therapy were named, spent years studying children with reading, writing and speech problems. He had numerous insights and an excellent understanding of these issues that has taken us a long time to learn yet again. For example, he pointed out that we should teach children with reading problems the sounds of the letters and how to blend them together to arrive at the spoken

equivalent so they can understand the word (p 159). Mildred McGinnis [5] at Central Institute for the Deaf who worked with "Aphasic" children taught them speech using a sound-by-sound method.

Charles VanRiper [6] the famed pioneer in speech pathology included a phonemic synthesis test (called vocal phonics) in his test because he knew little about it, but felt it was so important that he hoped it would encourage others to study it. Luria p 324 [7] pointed out that, "investigation of reading and writing (i.e., spelling) should begin not with ... the ability to read ... words but with ... (the) ability to carry out ... auditory analysis and synthesis which are essential to both reading and writing". More recently we have found great benefit in using these types of tasks in the Buffalo Model.

Two audiologists, Arthur Boothroyd [8] and Fredrick Berg [9] have led the way for scoring phonemes in word recognition testing for those with hearing loss. Boothroyd pointed out that this approach is more reliable and specific than scoring whole words. This enabled him to develop a discrimination test with just 10 words in each of 15 lists that were carefully balanced for 30 phonemes. One or more lists could be used for each variable (e.g., an input-output function). Berg followed up on the work of Boothroyd and developed a word recognition test that was to be analyzed phonetically and extended this application by using phonemes in auditory training.

More and more audiologists have become involved in providing therapy. This is especially true in the area of auditory processing. After giving the Buffalo Model tests; therapy is often recommended. Decoding training is the most basic category, which is generally administered at the same time as other rather basic auditory tasks (e.g., short-term auditory memory). Improvement in Decoding will enable the person to develop their other higher order auditory skills more quickly because they can apply their improved speed and accuracy of processing of speech.

Anatomic-Physiologic-Behavioral Relationships to Phoneme Perception

The Buffalo Model is based on many years of research to determine the signs on the Staggered Spondaic Word (SSW) test [10] for various sites-of-lesion, in order to help localize brain dysfunction. These concepts and findings have been adapted and expanded to understand CAP disorders. The SSW is currently the most widely used CAP test by audiologists who work with CAPD [11]. This may be because of the sensitivity of the test [13] and its accuracy in identifying the diagnostic categories [14]. Seven of the 20 SSW indicators are related to the Decoding category (associated with phonemic processing).

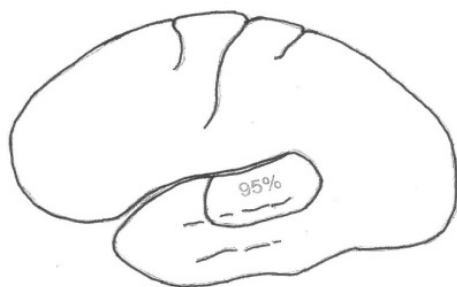


Figure 1: The region of the left hemisphere of the brain that is associated with phonemic processing disorders in 95% of the cases. This phonemic zone of Luria [7] corresponds to the auditory cortex.

Where do we process phonemes in the brain? The work of Alexander Luria [14] enabled us to better understand the connection between brain functions and the processing of phonemes. Luria, the famous Russian neuropsychologist evaluated hundreds of soldiers who sustained gunshot wounds and patients with other brain lesions. This enabled him to locate where brain damage caused impaired phonemic processing. He found that 95% of those who had disorders dealing with processing phonemic stimuli had lesions in the left auditory cortex (areas 42, 22 and likely 41 of Brodmann) with the remaining brain lesion cases involving the region immediately adjacent to it (Figure 1).

It is of interest to note that Luria (pp.118-119) [14] specifically mentioned phonemic analysis and synthesis skills as well as articulation to be functions of this brain region. Independently, in the Buffalo Model research we found the same area associated with Decoding.

Working with neurologists and neurosurgeons we have been able to map out much of the auditory brain with the SSW [10,15]. With this dichotic listening task we found that Heschl Gyrus (HG) was the most sensitive region in both hemispheres. The 1 cm square that the neurologists felt corresponded best to HG was E-9 (Figure 2). The region immediately around E-9 is the secondary auditory cortex. We found that patients with lesions to this area had the most errors on the SSW with the major peak for the competing condition in the ear opposite the auditory reception lesion [15]. The SSW Total-Ear-Condition (TEC) Analysis was moderate or severe in these cases. The test indicators associated with this region became the signs of the Decoding CAP category system when statistically supported by factor analysis results.

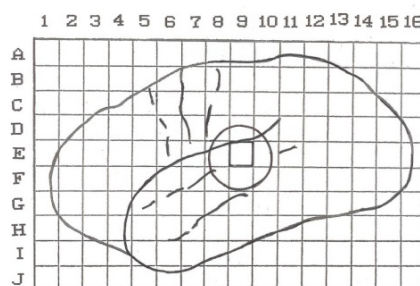


Figure 2: Figure used to record cortical findings which were used to compare with SSW test results to study Auditory Reception (AR) E-9, and auditory cortex (circle) and the area immediately surrounding it.

In 1986-7 when we developed the Buffalo Model of CAP it was based on what we had learned in 25 years of site-of-lesion/dysfunction work primarily using the SSW test and 20 years of CAP study with the three Buffalo-Model tests [10]. Three powerful signs on the SSW were chosen as exemplars for a factor analysis that was based on 200 CAP cases that were collected by three well trained audiologists who performed the three CAP tests using the same protocols and criteria. A wide range of CAPD cases was assessed because each audiologist had a different work setting and were located in different states and one Canadian province. These results enabled us to determine which test signs loaded on Decoding as well or the other categories of the model. We could see which SSW Decoding signs correlated significantly with the subtests of the other basic tests of this model (to be discussed later). Most of the speech sound analyses deal with Decoding. Not surprisingly, most of the phonemic signs are on the Phonemic Synthesis test.

Phonemic Measures and Questionnaires in Buffalo Model

At this time most audiologists do not record the verbal response when a word is in error on their tests. Often a dash or an 'X' shows there was an error, but not what the error was. It could be just the omission of a final S-sound or a response that bears no resemblance to the test word. It could be "blue" for "green" or "tack" for "cat". There may be an H-sound in front of words beginning with vowels or a complete omission of the word. Those of us who enter the spoken error have much to gain and little to lose. Those who record the errors know how helpful this is in understanding a person's auditory problems and can take this information into account in the diagnostic and remedial phases. On all three of the Buffalo Model tests we indicate the error word/s so that we can make better sense of the difficulties and can later construct a Phoneme Error Analysis (PEA) [1] to tailor-make a therapy program for the person. Below is a list of SSW and Phonemic Synthesis subtests; most of which depend on the specific phonemic response. We use phonemic information from the speech-in-quiet/noise tests, which are used in the PEA, but they do not have other phonemic indicators at this time.

S. NO.	May have a problem with	If Difficulty with Phonemes
1	Speech (saying sounds)	Speech sounds not clearly heard; likely their speech not clear
2	Understanding language	Words/sentences not understood well if poor processing
3	Understand verbal directions	(as above)
4	Oral reading accuracy	Need quick-accurate sound-symbol & visual recognition
5	Phonics	(as above)
6	Spelling	(as above)
7	Responds slowly/delayed	Slow to understand what was said/asked. Slow to respond
8	Foreign language learning	Sound & symbol associations poor with weak phonemes
9	Speaks slowly	More successful when processed/spoken slowly

Table 1: Nine Decoding-category items on the Buffalo Model Questionnaire-Revised [12] and their relationships to phonemes. This reinforces the understanding that many important functions in communication and academics relate to phonemic difficulty.

There are 4 major categories in the Buffalo Model [1,16]. The first and most common one is Decoding. It is defined as the speed and accuracy of processing speech. Everything of importance that we hear must be processed and those who have poor building blocks (phonemic accuracy) are much more likely to misunderstand what is said and take longer to figure out the meaning. Decoding of speech is very heavily dependent on accurate processing of phonemes. It is more likely for children with poor phonemic accuracy to have speech, language, reading and/or spelling difficulties. On the Buffalo Model Questionnaire-Revised [18] there are 9 Decoding questions. Each question is clearly related to phonemes (see Table 1).

Buffalo Model also has a questionnaire for issues seen in young children. All of these Decoding signs can be understood as phonemic problems (see Table 2).

Item #	May have a problem with	If Difficulty with Phonemes
1	Slow to learn to talk	Babbling/words etc. develop slowly if poor phoneme processing
2	Poor articulation	Poor encoded models & slow processing of rapid signals
3	Limited vocabulary	Poor incidental learning & poor understanding of speech
4	Poor receptive language	Foundation is poor and so is everything depending on it
5	Has had speech therapy	Because speech-sound production poorer than age peers

Table 2: APD- Characteristics in Young Children [22] items that relate to the Decoding category and show a clear association with poor phonemic processing.

Test	Measure	Category	Brief Description
SSW	Perseveration	DEC	Giving same response incorrectly as previously given correctly or incorrectly (could be nonsense word)
	Smush-2	DEC	Combining a spondee into a third word or nonsense word (e.g., outside = tide or south)
	Smush	TFM	Combining 2 competing words (e.g., bed spread mush room = bed smush room – thus the name smush)
Phonemic Synthesis	Quantitative Score	DEC	Number of errors in combining the individual speech sounds (skill mentioned above by Luria etc.)
	O for L	DEC	Substituting a vowel for an // or adding a vowel before the // (e.g., child = chiod)
	Non-Fused	DEC	Saying the sounds back with 1 or more pauses between them or elongate but connected sounds into word
	1st Sound	TFM	Omitting the first sound (e.g., paper = aper, or train = race)
	Reversal	ORG	Saying the sounds out of order (e.g., sky = psych, or gift = fig or gif)

Table 3: Phonemic measures associated with Decoding (DEC), Tolerance Fading Memory (TFM) and Organization (ORG) Buffalo Model CAPD categories.

The Buffalo Model tests use multi-dimensional scoring (as seen in many psychology tests but not many in audiology). In this way we can look at test results from various standpoints. There are approximately 40 factors that we can consider to study various features/categories instead of obtaining a combined single score for each test. As you will see phonemic scoring can indicate not only the Decoding, but also two of the other categories of this model as well. Table 3 shows the phonemic-based measures for SSW and Phonemic Synthesis tests. An error can relate to one or more measures.

The Use of Phonemes Before, during and after Therapy

Our first step, prior to therapy, is to make a PEA based on the person's test performance. There are 926 phonemes on these three challenging tests, which gives us a pretty good idea of which sounds are poorly processed and what the phonemic confusions are. This is much more informative than counting how many of the 309 words were missed on each of the three tests. A person might have had a problem distinguishing between similar sounds (e.g., m/n, f/θ) or not so common (e.g., ʊ/æ). We also count phonemic omissions and additions. Figure 3 shows portions of the PEA that was just finished for a child who will begin her first therapy session.

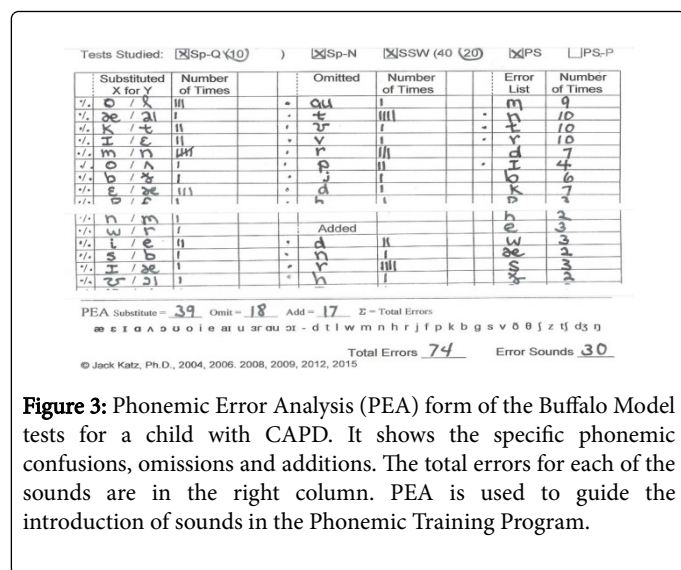


Figure 3: Phonemic Error Analysis (PEA) form of the Buffalo Model tests for a child with CAPD. It shows the specific phonemic confusions, omissions and additions. The total errors for each of the sounds are in the right column. PEA is used to guide the introduction of sounds in the Phonemic Training Program.

The most basic therapy procedure is the Phonemic Training Program (PTP) [19]. Training generally begins with the most difficult sounds for the individual, but the specific ones we use are not confused with one another (e.g., d, e, l, m). The person begins with just one sound (/d/) and after some training the next one (/e/) is presented individually and after further training the first two sounds are contrasted etc. In this way we can start to improve the ones that need the most with repetition for as many sessions as needed. This phonemic training is quite quick and easy for the individual, but it is very effective and appears to be long lasting. One parent asked when I would start challenging her child. I tried to explain that teaching the brain is like physical therapy in which we gradually increase the listening task along with lots of repetition to teach the brain. In all of our activities we try to make even the repetition as much fun as possible (and sometimes reverse rolls with the child). The results are most gratifying in relatively short periods of time [19,20]. For each of the therapy procedures we have effective remedies when a person hits a bump in the road.

The second Decoding therapy is the Phonemic Synthesis program [21]. The purpose is to support PTP and to move the process ahead by connecting sounds to words. We have been using this training procedure for almost 60 years and the current recorded program has been in continuous use for three Decades. Based on the PS pretest results an appropriate starting lesson is chosen. In this program individual phonemes are presented and the person is to say the word they form. The lessons gradually increase in the number of phonemes (e.g., 3 to 4) in the words, the difficulty level of the phonemes, or introducing consonant blends. The results have been very good especially when PTP is also given [1].

When the first round of therapy is completed (as many as 14, 50 minute sessions) there is a retest and parent-teachers fill out a questionnaire dealing with any changes in the original concerns (most often involving Decoding) following therapy. Three measures are used to determine if the training has been successful, as it almost always is. Progress is monitored by studying improvements in test accuracy and noting the speed in identifying and distinguishing phonemes. We also compare test-retest results and improvement reported by the family/teacher in oral reading etc., communication and daily activities over the therapy period. To determine the phonemic improvement with

training a second PEA is completed on the retests and supported by the results of the post-therapy questionnaire.

Summary and Conclusions

Phonemes are a crucial aspect of the Buffalo Model from the questionnaires and tests before and after therapy, the analyses of CAPD and plans for therapy. The early lessons most heavily address phonemic difficulty because this improves all of the listening tasks that require decoding of speech. Phonemic skills are equally important for determining the person's status following therapy. As audiologists have realized that phonemes are an important part of Audiology, and surely basic to CAP, more and more have ventured into recording phonemic errors and using phonemic tests and therapy materials. Because of the successes in using phonetics it has encouraged greater appreciation of the importance of phonemes/phonetics in audiology.

References

- Katz J (2012) Therapy for Auditory Processing Disorders: Simple, Effective Procedures. Educational Audiology Association, Denver, USA.
- Kent RD (1992) Auditory processing of speech. In J Katz, N Stecker, D Henderson (Edn.) Central Auditory Processing: A Multidisciplinary View. Mosby-Yearbook, St. Louis, pp. 93-106.
- Monroe M (1932) Children Who Cannot Read. University of Chicago Press, Chicago, USA.
- Orton ST (1937) Reading, Writing and Speech Problems in Children. WW Norton and Company, New York, USA.
- McGinnis M (1963) Aphasic Children: Identification and Training by the Association Method. AG Bell Association for the Deaf, Washington DC.
- VanRiper C (1963) Speech Correction: Principles and Methods. Englewood Cliffs, Prentice Hall, New Jersey, pp. 195.
- Luria AR (1970) Traumatic Aphasias Its Syndromes: Psychology and Treatment. Mouton, The Hague.
- Boothroyd A (1968) Developments in Speech Audiometry. Brit J Audiol 2: 3-10.
- Berg FS (1976) Educational Audiology: Hearing and Speech Management. Grune and Stratton, New York, 269-273.
- Katz J, Smith PS (1991) A Ten Minute Look at the CNS Through the Ears: Using the SSW Test: In Zappulla, et al. (Edn.) Windows on the Brain: Neuropsychology's Technical Frontiers. Annals New York Academy of Sciences 620: 233-252.
- Emanuel DC, Ficca KN, Korczak P (2011) Survey of the diagnosis and management of auditory processing disorder. Am J Audiol 20: 48-60.
- Gallun JB, Diedesch AC, Kubli LR, WaldenTC, Folmer RL, et al., (2012) Performance on tests of central auditory processing by individuals exposed to high-intensity blasts. J Res Rehab Develop 49: 1005-1024.
- Jutras B, Loubert M, Dupuis J, Marcoux C, Dumont V (2007) Applicability of central auditory processing disorder models. Am J Audiol 16: 100-106.
- Luria AR (1966) Higher Cortical Functions in Man. Basic Books, New York, USA.
- Katz J, Pack G (1975) New Developments in Differential Diagnosis Using the SSW Test: In Sullivan (Edn.) Central Auditory Processing Disorders, University of Nebraska Press pp. 85-107.
- Katz J (1992) Classification of Auditory Processing Disorders: In Katz J, Stecker N, Henderson D (Edn.) Central Auditory Processing: A Transdisciplinary View Chicago, Mosby Yearbook, 81-92.
- Katz J, Zalweski T (2013) Buffalo Model Questionnaire- Revised (BMQ-R) Educational Audiology Association, Denver, USA.
- Katz J (2013) Phonemic Training and Phonemic Synthesis Programs: In D Geffner, D Ross-Swain (edn.) Auditory Processing Disorders: Management and Treatment. Plural Publishing Company pp. 419-430.

-
19. Katz J, Cohen C (1985) Auditory Training for Children with Perceptual Difficulties. *J Childhood Commun Disord* 9: 65-81.
 20. Katz J, Ferre J, Keith W, Alexander AL (2015) In J Katz et al. *Handbook of Clinical Audiology* (7th Edn) Wolters Kluwer/Lippincott Williams and Wilkins, Baltimore pp. 561-582.
 21. Katz J, Harmon C (1981) Phonemic Synthesis: Diagnostic and Training Program: In R Keith (Edn.) *Central Auditory and Language Disorders in Children*. College Hill Park Press pp. 145-159.
 22. Katz J (2015) APD Characteristics of Young Children. *SSW Reports* 37: 1-4.