

First record of *Protoperidinium quinquecorne* bloom in Dubai Coastal waters at Al Mamzar Corniche

Karuppaiyan Murugesan^{1*}, Ibrahim Mohammed Ibrahim Ali Juma², Noora Mohammed Ahmed Hokal²

¹Coastal Zone and Waterways Management Section, Environment Department, Dubai Municipality, Baniyas Street, P.O. Box 67 Dubai UAE

²Head, Coastal Zone and Waterways Management Section, Environment Department, Dubai Municipality, Baniyas Street, P.O. Box 67 Dubai UAE

ABSTRACT

During our regular monitoring study of phytoplankton in Dubai coastal waters, moderate bloom of a marine dinoflagellate species, *Protoperidinium quinquecorne* was observed for the first time on 08th to 10th November, 2017 near Al Mamzar Croniche. The extent of the bloom in relation to the water quality of the region is reported. *P. quinquecorne* bloom was found in patches of about 700m in length and 50m width along the shoreline forming discoloration of water. The cell counts during the bloom period was $66.0 - 36.8 \times 10^3$ L⁻¹ at different sampling locations. Nutrient concentration in the study area during the bloom period was found to be normal. However, elevated levels of Chlorophyll-a and Carotenoids were evident during the bloom period. It is observed that the density of the bloom is related to the surface water temperature (ie.) the density increased drastically when the surface water temperature was high during day time forming patches of the bloom. Fish kill was not observed in the bloom region during this period.

Keywords: Algal bloom, *Protoperidinium quinquecorne*, First record, Numerical abundance, Physico-Chemical, Chlorophyll-a, Phaeophytin, Carotenoids

INTRODUCTION

Protoperidinium quinquecorne (Abé) Balech is one of the most notable species of the genus *Protoperidinium* and is considered a significant component of the coastal and estuarine phytoplankton, causing blooms at times in different regions. This species can occur in very high concentration in coastal waters, causing discoloration of the water body and are sometimes associated with fish kills¹. While some phytoplankton species are known to produce toxins that can be accumulated by filter-feeding organisms, making them hazardous for humans, blooms of other (nontoxic) species can result in high fish mortalities caused by the development of low oxygen conditions or gill clogging and damage due to mucus secretion and asphyxiation².

The order Peridinales include dinoflagellates having a transverse flagella furrow normally located within the middle third of the length of cell. The theca is composed of several tens of cellulose plates organized in several series paralleling the transverse furrow. They are free-living, photosynthetic or non-photosynthetic dinoflagellates occurring in marine, brackish and freshwater environments³. There are no previous reports of blooms of *P. quinquecorne* along Dubai coastal waters. This study describes for the first time the conditions in which *P. quinquecorne* proliferated to form bloom and tend to disappear when sea surface temperature drop sharply at Al Mamzar Croniche.

MATERIAL AND METHODS

Phytoplankton and surface water samples were collected from two locations (25°19'0.42"N ; 55°20'33.14"E and 25°18'47.53"

*Corresponding Author: Karuppaiyan Murugesan, Coastal Zone and Waterways Management Section, Environment Department, Dubai Municipality, Baniyas Street, P.O. Box 67, Dubai UAE, Tel: +971509677615; Email: kmurugesan@dm.gov.ae

Received date: November 22, 2020; Accepted date: August 30, 2021; Published date: September 9, 2021

Citation: Murugesan K (2021) First record of *Protoperidinium quinquecorne* bloom in Dubai Coastal waters at Al Mamzar Corniche. J Oceanogr Mar Res. Vol.9 .p145.

Copyright: © 2021 Murugesan K, et al. This is an open-access article distributed under the terms of the Creative Commons Attribution License, which permits unrestricted use, distribution, and reproduction in any medium, provided the original author and source are credited.

N ; 55°20'23.74"E) at Al Mamzar Croniche on 08 & 10th November, 2017 (Fig.1). Phytoplankton samples were collected from surface water using a Niskin water sampler and preserved in Lugol's iodine solution. One litre of the sample was poured into a measuring cylinder and allowed to settle for 24 hrs. The water was slowly decanted without disturbing the settled phytoplankton and made up to 100 ml. From this, 1ml of phytoplankton sample was taken by a pipette and then slowly transferred to a Sedgwick-Rafter slide (1ml capacity). Initially the samples were examined for qualitative analysis, and then the taxa were counted under Leica inverted microscope (model: DMI1) with attached camera (Leica, Eclipse 50i with 10X to 100X magnification). The same procedure was repeated three or four times. The number of individuals in each taxa present in 1L of sample, were then calculated. The identification of phytoplankton bloom was done by following standard taxonomic guide⁴.

Temperature, Dissolved Oxygen, pH and Salinity were measured by a pre-calibrated YSI 6600 V2 multi-parameter water quality instrument. Water samples for nutrients and phyto-pigments estimation from surface water was collected using Niskin water sampler. Samples were preserved in amber glass bottles in an ice box during transportation and analyzed by Dubai Municipality Central Laboratory Department. Analyses were carried out for various parameters using standard methodologies and detection limits as specified in EPA, USEPA and APHA (APHA 1998).

Figure 1: Sampling locations.



RESULTS

Results of the field study on 8th and 10th November 2017 indicated intense bloom patches of *Protoperdinium quinquecorne* along the Dubai coast as shown Figs. 2a&2b. This bloom persisted for three days and then slowly disappeared. Laboratory analysis confirmed that the discoloration of coastal waters was due to the bloom of *P. quinquecorne* (Figs. 2c&2d). The bloom was observed in patches and occupied about 700m length and 50m width along the shore line of Al Mamzar Croniche. Numerical abundance (Quantitative) of phytoplankton cell density was $52.8 \times 10^3 L^{-1}$ at station 1 and $66.0 \times 10^3 L^{-1}$ at station 2 on 08th and $29.8 \times 10^3 L^{-1}$ at station 1 and $36.8 \times 10^3 L^{-1}$ at station 2 on 10th November, 2017 respectively. In general, quantitatively, during the *Protoperdinium* bloom, cell density at station 2 was higher than station 1. Physico-chemical properties of the sampling locations during the bloom event are shown Figs. 3 & 6.

Fig 2a: Red-tide at Al MamzarCroniche and Red-tide at Al MamzarCroniche.



Figure 2b: *Protoperdinium quinquecorne* and *Protoperdinium quinquecorne*.

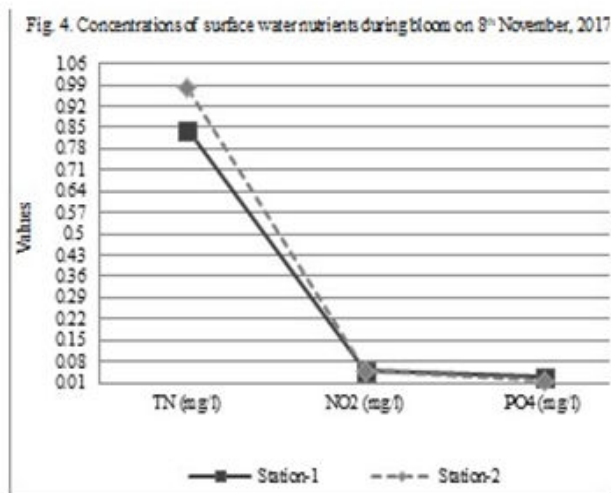
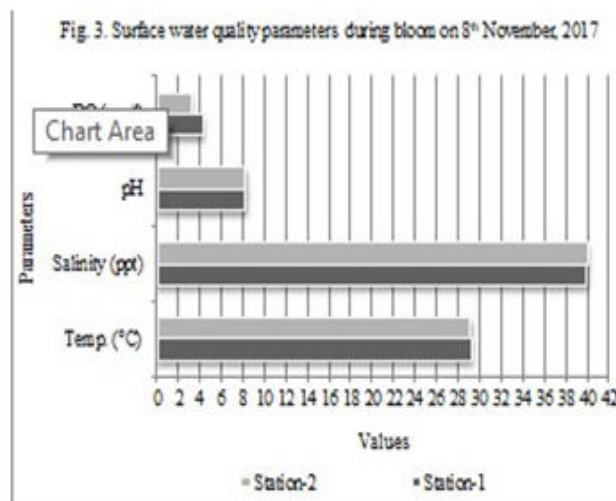
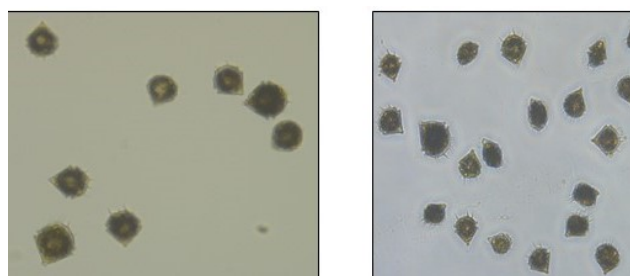


Fig.5. Concentrations of surface water phytopigments during bloom on 8th November 2017

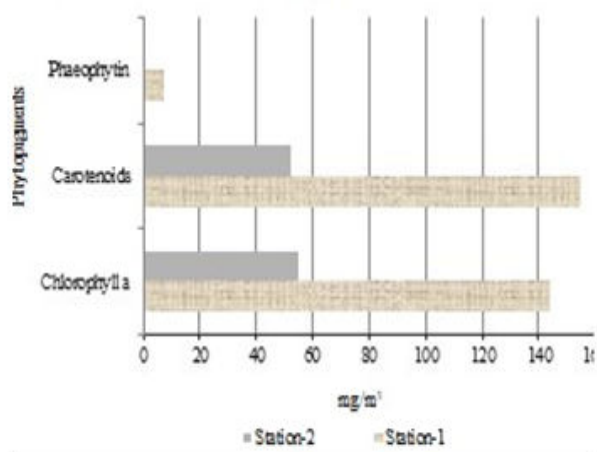


Fig.8. Concentrations of surface water phytopigments during bloom on 10th November, 2017

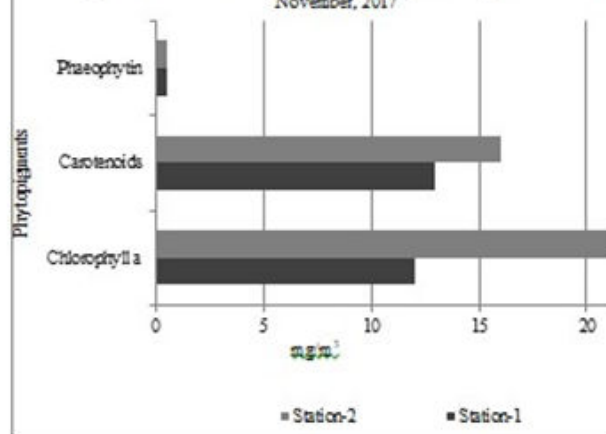


Fig. 6. Surface water quality parameters during bloom on 10th November, 2017

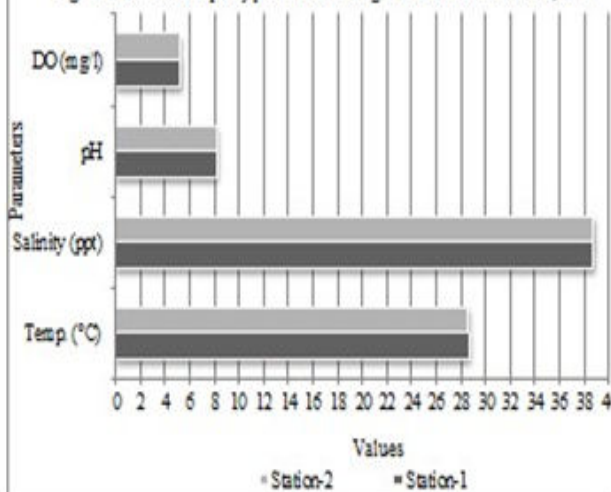
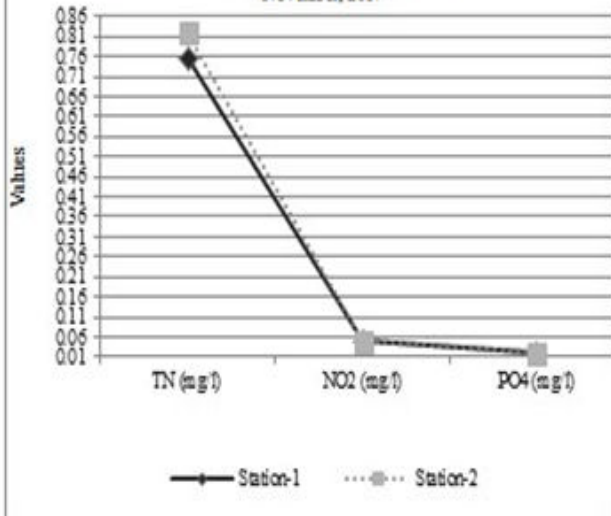


Fig. 7. Concentrations of surface water nutrients during bloom on 10th November, 2017



During the bloom period, the sea surface water temperature varied from 28.5°C to 29.2°C at station 1 and 2. The temperature values did not show much variation both at locations and days. Surface salinity recorded a maximum of 39.99 ppt at station 2 on 8th and the minimum of 38.69 ppt at station 1 on 10th November, 2017. Both maximum and minimum dissolved oxygen values were observed from station 1. While the maximum of 5.19 mg/l was observed at station 1 on 10th, the minimum of 3.13 mg/l was at station 1 on 8th November, 2017. However, lower DO values observed during first day of bloom persisted for some time. The pH values varied from 8.12 to 8.22 on 10th and 8th November, 2017 respectively exhibiting insignificant variation.

The concentration of total nitrogen varied from 0.84 to 0.98 mg/l, nitrate-nitrogen value from 0.05 mg/l and phosphate-phosphorus concentrations from 0.03 to 0.02 mg/l on 8th November, 2017 at station 1 and 2 respectively (Fig.4). On 10th November, the concentration of total nitrogen varied from 0.76 to 0.82 mg/l, nitrate-nitrogen value from 0.05 mg/l and phosphate-phosphorus concentrations from 0.02 mg/l at stations 1 and 2 respectively (Fig.7). It is observed that the levels of phosphate-phosphorus, nitrate-nitrogen and total nitrogen concentrations did not show any significant higher variations during the bloom period from both the locations sampled.

The values of Chlorophyll-a (55-144 mg/m³), Carotenoids (52-155 mg/m³) and Phaeophytin (0.5-7 mg/m³) recorded on 8th November at stations 2 & 1 respectively are shown in Fig.5. Results of phyto-pigments collected on 10th November are given in Fig.8. Chlorophyll-a values were found to be from 12-21 mg/m³, Carotenoids from 13-16 mg/m³ and Phaeophytin from 0.5 mg/m³ on 10th November, 2017 at stations 1 and 2 respectively. It is observed that Chlorophyll-a and Carotenoids recorded higher values on 8th compared to 10th values

DISCUSSION

Red-tide bloom of moderate intensity, creating reddish to brownish sea surface color with uneven patches of algae was observed during a short period of 8th-10th November, 2017 along Al Mamzar Croniche shore beaches. The red-tide bloom in the phytoplankton samples was dominant with one single

species of dinoflagellate and identified as *Protoperidinium quinquecorne*. The present red-tide bloom phenomenon is reported for the first time from the Dubai coastal waters in this communication. This marine dinoflagellate species of *P. quinquecorne* has been reported earlier for the first time accompanied by massive kill of small pelagic fishes in Yemani coastal waters of the Southern Red Sea⁵. However, this bloom conditions in our observation at Dubai coastal waters has not caused any fish mortality. In several parts of the world, fish kill have been attributed to low dissolved oxygen levels generated by high biomass blooms and not necessarily due to toxicity^{6,7}. However, dissolved oxygen concentrations recorded during this present bloom period were marginally low (3.13 mg/l) on the first day and progressively increased later on. The dominance or higher population of *P. quinquecorne* appears to be related to its unique ability to blossom under tropical conditions⁸. Several studies have reported that *P. quinquecorne* can tolerate a wide range of salinities, growing best at relatively high salinities when they are capable of forming red tide blooms under high light and high temperature conditions^{9,1}. Our results have shown that the levels of temperature and salinity recorded were in the range of 28.5-29.2° C and 38.69-39.99ppt respectively with calm weather conditions. Brownish patches of *P. quinquecorne* were observed when the tidal water with temperature was rising during the day time, suggesting that the bloom observed near the Al Mamzar Coniche area was due to very less tidal influx and current flow with stagnant closed water bodies. The present bloom condition probably occurred mainly due to the result of an accumulation processes. However, blooms tend to disappear when temperatures drop sharply.

The blooms of *P. quinquecorne* have been associated with higher levels chlorophyll a in many previous studies^{10,1}, which is coherent with our results of elevated chlorophyll a, carotenoids and phaeophytin during the bloom period of day 1, 8th November than day 2 of 10th November, 2017. Such levels and conditions were identified as the most favorable for the bloom formation of *P. quinquecorne* along Dubai coastal waters. However, this seasonal bloom conditions favored proliferation of *P. quinquecorne*. It has been reported that *P. quinquecorne* forms bloom in eutrophic, polluted brackish environments and population are generally affected by the salinity levels (Horstmann, 1980). According to the available information we can draw to a reasonable conclusion that *P. quinquecorne* is well adapted to shallow water tropical embayment.

Phytoplankton blooms usually occurs in summer, when the concentration of inorganic nutrients (silicate, nitrogen and phosphate compounds) increases in the water column. Nitrogen and phosphorus compounds are essential plant nutrients, which occur naturally in sea water ^{11,12}. However, steady winds drive the suspended sediments from the shallow bottom of the euphotic zone causing upwelling of nutrient waters¹³. This point promotes the view of massive increase of phytoplankton and formation bloom of single species. During the period of *P. quinquecorne* bloom, the nitrate and phosphate - phosphorus

concentrations in our study area was low, whereas the total nitrogen (0.76-0.98 mg/l) was slightly high. The high values of total nitrogen during the *P. quinquecorne* bloom could be associated with flow of nutrients and decomposition of organic matter respectively. This dominance was attributed to the ability of this species to thrive under a variety of physical and chemical conditions. The presence of such bloom species in our waters is not well documented. Detailed studies are required to understand the dynamics of these blooms along with the casual factors initiating such blooms. This type of information and knowledge would be beneficial in the future for the prevention and management of algal bloom in Dubai coastal waters.

REFERENCES

1. Garate-Lizarraga I, Mufieton-Gomez MS. Bloom of *Peridinium quinquecorne* in la Ensenada de la Paz, Gulf of California (July 2003). *Acta Botanica. Mex.* 2008;83:33-47.
2. Fensome RA, Taylor FJR, Norris G, Sarjeant WAS, Wharton DI, Williams GL, et al. A classification of living and fossil dinoflagellates. *Micropaleontology Special Publication.* 1993;351.
3. Tomas CR. *Identifying Marine Phytoplankton.* Academic Press Inc.1996;613.
4. Abdulsalam A, Morad AA, Kaid A. The first recorded bloom of *Protoperidinium quinquecorne* and its link to a massive fish kill in Yemani coastal waters, Southern Red Sea, *Plankton Benthos Res.* 2016;11(2):75-78.
5. Fukuyo Y, Takano H, Chihara M, Matsuoka K. Red tide organisms in Japan. An illustrated taxonomic guide. Uchida Rokakuho. Tokyo. 1990;407.
6. Murray SA, Kohli GS, Farrel H, Spiers ZB, Place AR, Dorantes-Aranda JJ, Ruzsczyk J, et al. A fish kill associated with a bloom of *Amphidinium carterae* in a coastal lagoon in Sydney, Australia. *Harmful Algae.* 2015;49:19-28.
7. Al-Hashmi KA, Al-Azri MR. Claereboudt S, Pionkovski SMN. Amin. Phytoplankton community structure of a mangrove habitat in the arid environment of Oman. The dominance of *Peridinium quinquecorne*. *J Fish Aqua Sci.* 2013;8(5):595-606.
8. Horstmann U. Observations on the peculiar diurnal migration of a red tide Dinophyceae in tropical shallow waters. *J Phycol.* 1980;16:481-485.
9. Proenca LA, Odebrecht C, Mafrá-Junior LL, Tamanaha MS. Floracao de *Peridinium quinquecorne* Abe na Enseada de Balneario Camburiu, S.C. Simposio Latino-americano sobre Algas Nocivas, 2006. Book of Abstracts. Itajai, Santa Catarina, Brasil. 2006;244.
10. Boney AD. 1975. *Phytoplankton. Studies in Biology no. 52.* London. 1975;116.
11. Prabhukonkar RS. Diversity and Trophic Relationship in the Indian Coastal Ecosystem in relation to Mesozooplankton, Ph. D Thesis, Goa University, Goa, India. 2007;115.
12. Lopez-Cortes DJ, Bustillos-Guzman JJ, Garate-Lizarraga I. Unusual mortality of krill in Bahia de La Paz, Gulf of California. *Pac Sci.* 2006;60(2):235-242.
13. Claereboudt M, Hermosa G, McLean E. Plausible cause of massive fish kill in the Gulf of Oman. *Proceeding of the 1st International Conference on Fisheries, Aquaculture and Environments in the North West Indian Ocean.* Muscat, Oman. 2001;123-132.