

## Concise on Some Biologically Important 2-Substituted Benzimidazole Derivatives

Hadole CD, Rajput JD and Bendre RS\*

Department of Pesticides and Agrochemicals, School of Chemical Sciences, North Maharashtra University, Jalgaon, Maharashtra, India

\*Corresponding author: Bendre RS, Department of Pesticides and Agrochemicals, School of Chemical Sciences, North Maharashtra University, Jalgaon, Maharashtra, India, 425001, Tel: 09422211435; E-mail: bendrers@gmail.com

Received date: August 28, 2018; Accepted date: September 22, 2018; Published date: September 27, 2018

Copyright: © 2018 Bendre RS, et al. This is an open-access article distributed under the terms of the Creative Commons Attribution License, which permits unrestricted use, distribution, and reproduction in any medium, provided the original author and source are credited.

### Abstract

Benzimidazole and its derivatives belong to a class of benzo fused heterocycles with two nitrogen atoms, are present in many drug molecules. This molecule is having wide ranging biological and pharmaceutical activities. This review summarizes pharmacological and medicinal activities of 2-substituted benzimidazole and its marketed drugs.

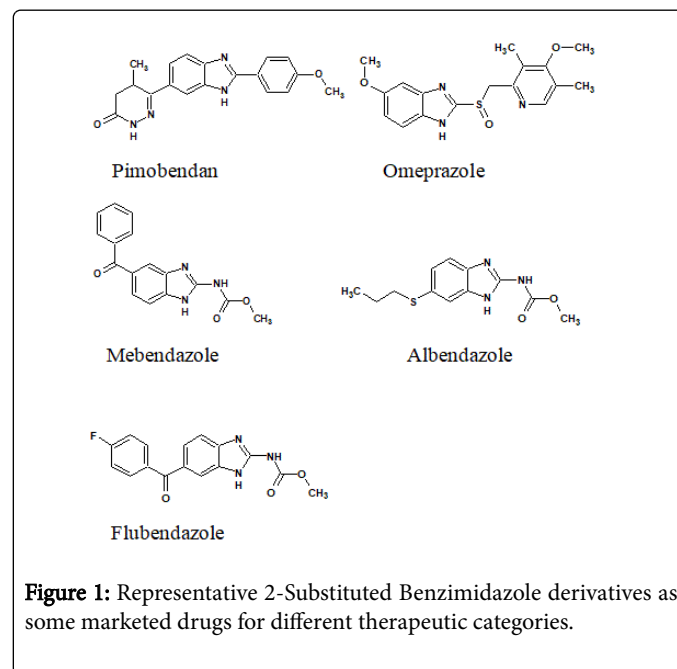
**Keywords:** Benzimidazole; Heterocycles; Drugs; Omeprazole; Pharmacophore

### Introduction

Benzimidazole based mostly hybrids are of wide interest as a result of their miscellaneous biological activities. Benzimidazoles are ascertained as a capable category of bioactive heterocyclic compounds that exhibit a range of biological activities like anti-microbial, anti-oxidants, anti-cancer, anti-diabetic, anti-parasitic, anti-viral, anti-helminthic, anti-proliferative, anti-HIV, anti-convulsant, medication, anti-hypertensive, proton pump matter, anti-neoplastic and anti-trichinellosis [1-4]. Benzimidazoles exhibit important applications like potential smooth muscle fiber propagation inhibitors, antineoplastic agents, as a treatment for viscus urinary tract infection and in different numerous areas of chemistry [5]. Many hybrids of benzimidazole are well according as thyroid receptor agonist gonadotropin-releasing secretion receptor antagonists, non-nucleoside HIV-1 reverse transcriptase inhibitors and apparently group benzimidazoles as modulators of metabotropic salt receptors [6]. The benzimidazole moiety is additionally gift in several natural merchandise and pharmacologically active agents [7]. Therefore, synthesis of novel derivatives of benzimidazole remains a determination of therapeutic investigation [8,9].

Benzimidazole substituted at 2 positions may be a important heterocyclic pharmacophore in drug discovery. Synthesis and biological analysis of assorted 2-substituted benzimidazole derivatives have resulted within the discovery of gastric antacid, acid, rabeprazole, and pantoprazole. In recent years, the synthesis of novel benzimidazole derivatives remains a spotlight of clinical analysis and notably attention has progressively been given to the synthesis of 2-substituted benzimidazole derivatives [10]. Current observations advocate that substituted benzimidazoles and heterocyclic, show straightforward interactions with the biopolymers, possess potential activity with lower toxicities at intervals the medical aid approach in humans and animals [11]. The 2-substituted benzimidazole scaffold is useful for the development of recent motifs of pharmaceutical or biological interest [12]. The optimisation of benzimidazole-based structures has resulted in numerous medicines that area unit presently within the market, like gastric antacid (proton pump inhibitor), pimobendan (Ion dilator),

and vermifuge, albendazole, flubendazole (anthelmintic) area unit shown in Figure 1 [13]. The spectrum of medicine activity exhibited by benzimidazoles has been reviewed by many researchers [14,15]. within the publications, many new strategies for the synthesis of benzimidazoles are discovered and reported; such work continues because of their wide selection of medicine activities and their industrial and artificial applications [16].

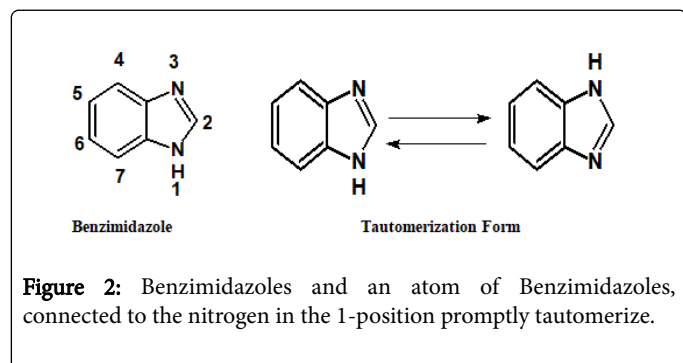


### Chemistry of Benzimidazole

Benzimidazole is a connected aromatic imidazole ring system wherever a benzene ring is fused to an imidazole ring as indicated within the structure for benzimidazole (I) [17].

Benzimidazole possesses each acidic also as basic nature. The NH cluster present in benzimidazole is relatively powerfully acidic and frail basic extra characteristic of benzimidazole is that they need the capability to make salts (Figure 2). Benzimidazoles with unsubstituted

NH teams show quick prototropic tautomerism that ends up in balance mixtures of asymmetrically substituted compounds. Benzimidazoles that embrace an atom connected to the nitrogen in the 1-position promptly tautomerize this could be delineating as follows [18,19].



### Antimicrobial effects of 2-substituted benzimidazole

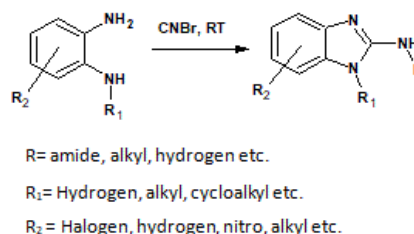
Literature survey shows that among the benzimidazole derivatives, 2-substituted ones are pharmacologically more potent and hence the planning and synthesis of 2-substituted benzimidazoles is that the prospective space of analysis [20]. Some wide used medicinal drug medicine like furacilin, furazolidone and ftivazide are known to contain this group. In past decades, hydrazones have received a lot of attention and lots of studies are reported because of their chemotherapeutical worth within the development of novel antimicrobial agents. A series of 1 and 2-disubstituted-1H-benzimidazole-N alkylated-5-carboxamide derivatives are terribly potent medicinal drug agents against *S. aureus* and methicillin-resistant *S. aureus*. The study disclosed the best activity, with MIC values of 0.78-0.39 µg/ml against these species. numerous mono halogens and dihalogen substituted benzimidazole additionally possess antibacterial activities [21].

### Synthesis, Reactions and Properties of 2-Substituted Benzimidazoles

#### Synthesis using cyanogen halides, cyanamide and cyanoguanidines

The Pierron process is one of the important procedures for the synthesis of several 2-amino benzimidazoles [22].

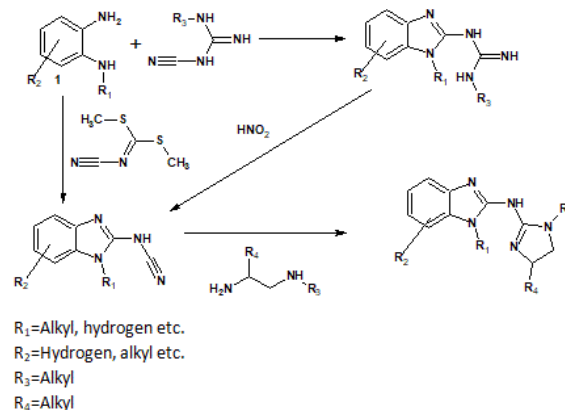
Reaction of hydrochloride salts of *o*-phenylenediamine with cyanamide and dimethyl cyanamide produces 2-Amino and 2-dimethylaminobenzimidazoles severally in low yields [23-25]. Synthesis of 2-acylamino and 2-alkoxycarbonyl amino benzimidazoles is feasible exploitation group or ethoxycarbonyl substituted cyanamide that is obtained by reaction of acyl chlorides and chlorocarbonic acid esters with cyanamide within the presence of hydroxide triethylamine or pyridine or with calcium cyanamide (Figure 3) [26-30].



**Figure 3:** Preparation of 2-Amino Benzimidazoles using Cyanogen Halide.

The 2-alkoxycarbonyl aminobenzimidazole compounds find applications as fungicides and anthelmintic agents. 2-Aminobenzimidazole has also been synthesized from *o*-nitro chloro benzene and sodium cyanamide (Figures 4 and 5) [31].

The reaction of *o*-phenylenediamines with cyanoguanidines provides 2- amidinobenzimidazoles that are readily converted to 2-(cyanoamino) benzimidazoles [32,33]. The latter were additionally obtained from *o*-phenylenediamines and N- cyanodi(methylthio) imido carbonate within the presence of triethylamine electron donor substituents within the benzene nucleus were found to push the reaction, whereas negatron acceptor substituents hinder it [34,35].

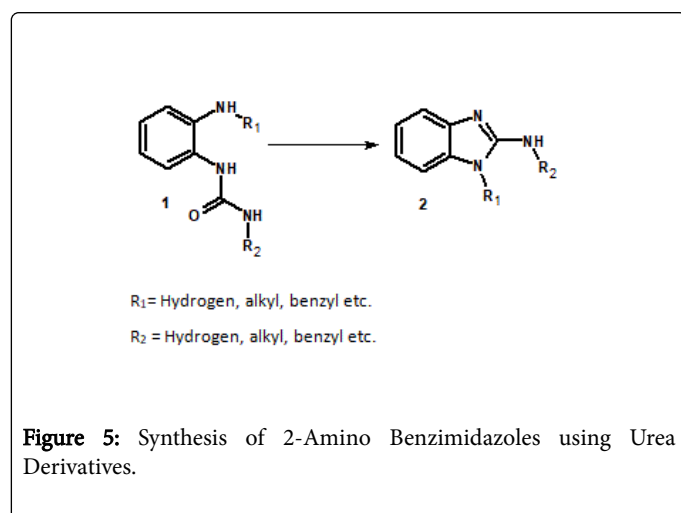


**Figure 4:** Preparation of 2-Amino Benzimidazoles using Cyanoguanidines and N- cyanodi(methylthio) imido carbonate.

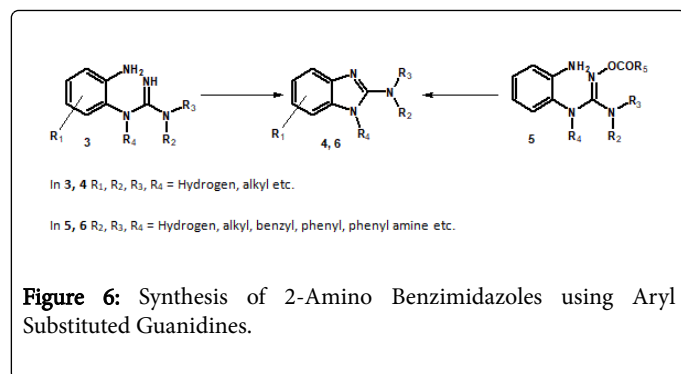
Some 2-(hetero aryl amino) benzimidazoles can be prepared directly from *o*-phenylenediamines and hetero aryl cyanamides, whereas 2-(2-benzimidazolylamino)-4-hydroxypyrimidines have been synthesized by cyclization of 2-cyanamino-4-hydroxy-6-methylpyrimidine by substituted *o*-phenylenediamines [36].

### Synthesis based on urea derivatives with aryl substituted guanidines

Heating of (N-Phenacyl amino) phenyl urea (1) with phosphorus oxychloride, results in cyclization to 1-phenacyl-2-aminobenzimidazole (2) and refluxing of 1-(o-amino phenyl)-3-benzylurea in toluene in the presence of p-toluene sulfonic acid converts it to 2-benzylaminobenzimidazole (3) [37-39].

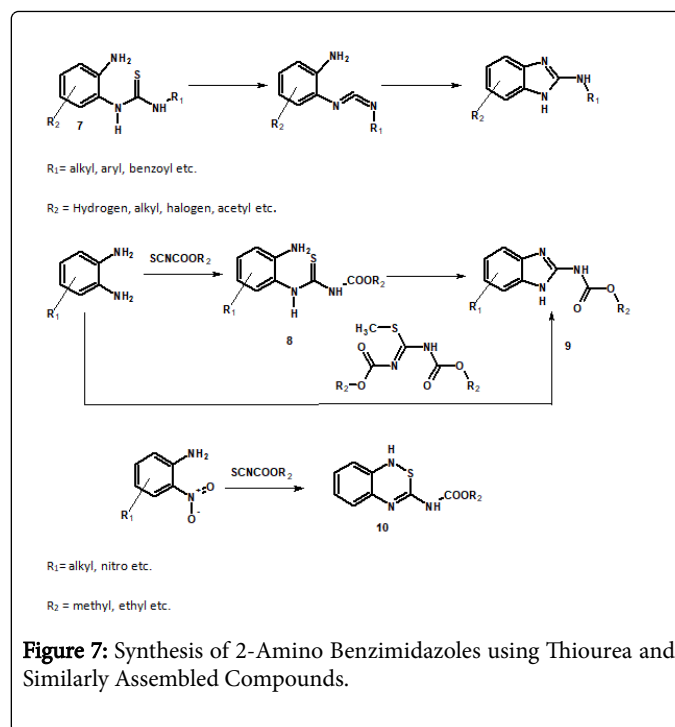


N-(o-Amino phenyl)-N-methyl-N',N''-disubstituted guanidines (3) cyclized to aminobenzimidazole (4) when they are treated with CS<sub>2</sub>, CSCl<sub>2</sub>, and HC(OC<sub>2</sub>H<sub>5</sub>)<sub>3</sub> [40]. 2-Acyloxyguanidines (5) undergo decomposition to 2-dialkylaminobenzimidazoles (6) at room temperature [41]. It is supposed that the reaction, as in the case of the rearrangement of N-aryl-N-hydroxyamidines to benzimidazoles, proceeds through an imino nitrene intermediate (Figure 6) [42,43].



### Synthesis based on thiourea and similarly constructed compounds

Cyclization of 1-(2-amino-phenyl)thiourea (7) forms 2-Alkyl-2-aryl and 2-acylamino benzimidazoles. It is understood that the reaction proceeds through carbodiimides intermediate (Figure 7) [44].



The cyclization was initially carried out in lead oxide and mercuric oxide in dry chloroform [44]. Afterward, methyl iodide in ethanol Mercury (II) chloride and dimethyl sulphate were thereafter proposed as reagents [45-49]. Attempts to synthesize unsubstituted 2-aminobenzimidazole by cyclization of (o-aminophenyl) thiourea were unsuccessful and instead of the desired product they resulted in benzimidazole thione [50,51].

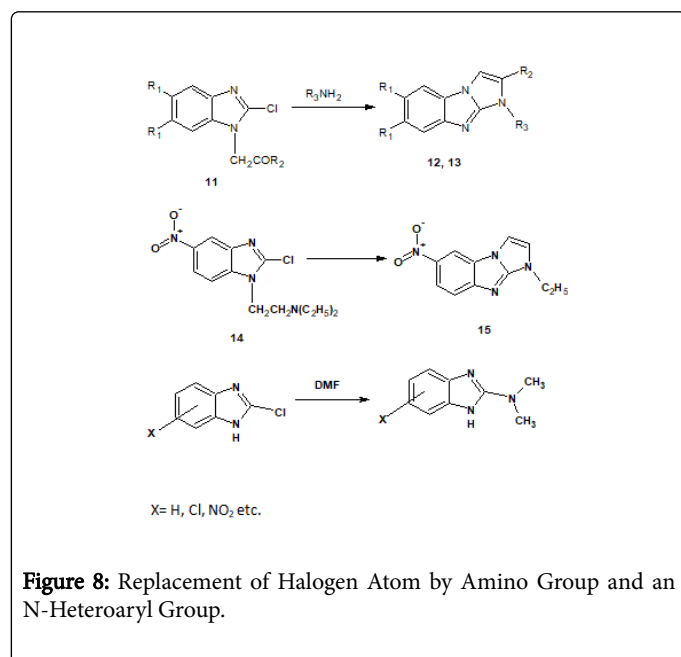
Reaction of o-phenylenediamines with alkyl esters of carbalkoxythiocarbamic and N-[alkoxy(methylthio)methylene] carbamic acids leads to the formation of 2-alkoxycarbonylamino benzimidazole (9). The same compounds were also gained by heating benzothiadiazines (10), synthesized from substituted o-nitroanilines, in 2N HCl and methanol [52-54]. Expedient method involving of the reaction of o-phenylenediamine with 1,3-bis(alkoxycarbonyl)-S-methylisothiourea was planned for the synthesis of carbamates (9) in 1934 by Murray and Dains, [55-61].

### Replacement of a halogen atom by an amino group and an N-Heteroaryl group

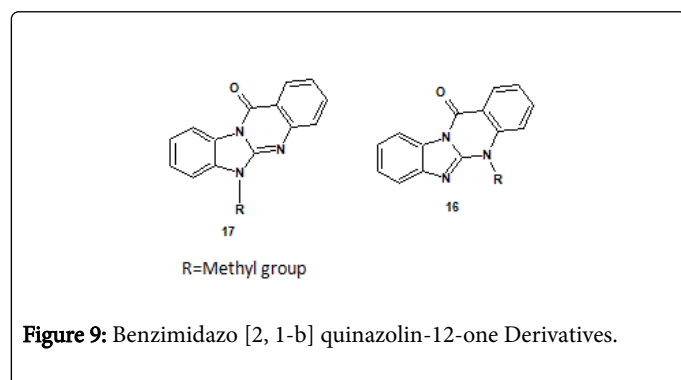
Replacement of a chlorine atom by an amino group, was first described in 1912 and was continued as the most widely used method for the synthesis of 2-amino substituted benzimidazoles. This method has been used to obtain 2-aminobenzimidazole derivatives that have the most diverse substituents at one position of the benzimidazole ring, in the amino group, and in the benzene ring [62,63]. The reactivity of 2-chlorobenzimidazole with respect to piperidine is like the reactivity of p-nitro chlorobenzene but lower than that observed for 2-chlorobenzothiazole and 2-chlorobenzoxazole [64,65].

Besides the nucleophilic substitution of the chlorine atom, the intermediate 2-amino-1-acylmethyl-benzimidazoles (12) undergoes dehydration to give 1H-imidazo[1,2-a] benzimidazole derivatives (13) upon heating of 1-acylmethyl-2-chlorobenzimidazoles (11) with

ammonia or primary amines in lower alcohols or dimethylformamide at higher temperature (Figure 8) [66].

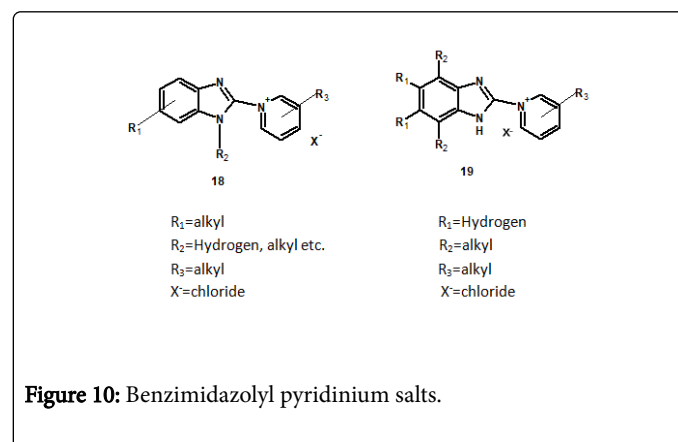


An effort to exchange the chlorine in 1-diethylaminoethyl-2-chlorobenzimidazole (14) with a diethyl amino or aryl amino group led to the formation of 2,3-dihydroimidazo[1,2-a] benzimidazole (15), because the temperature at that bimolecular exchange is feasible is higher than the temperature at that building block cyclization takes place [67]. Benzimidazo (2, 1-b) quinazolin-12-one by-products (16 and 17) were obtained by the reaction of 2-chlorobenzimidazole and its 1-methyl-substituted derivative with esters of anthranilic and N-methyl-anthranilic acids respectively (Figures 9 and 10) [68].



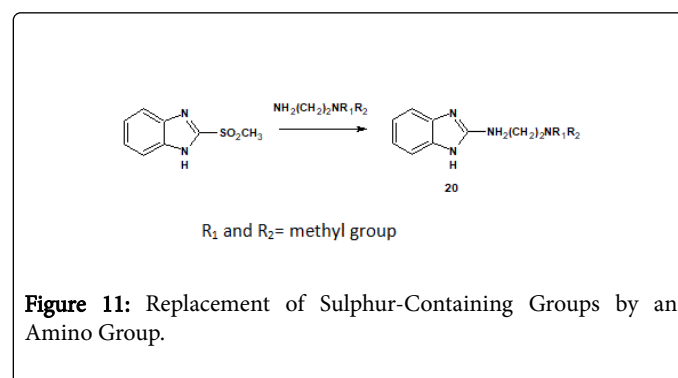
To exchange the chlorine with a diphenyl amino using DMF, 2-Dimethylamino substituted derivatives were obtained in good yields rather than the expected 2-diphenylaminobenzimidazoles [69]. The reaction of 2-chlorobenzimidazole and urethane; resulted in the formation of cyclic benzimidazole trimer, rather than the specified product Benzimidazole-2-carbamic acid ester [70]. Fusion of 2-chlorobenzimidazoles with 5-membered heterocycles that contain an NH group in the rings results in the formation of 2-(N-heteroaryl) benzimidazoles. Benzimidazolyl pyridinium salts (18) are prepared by condensation of pyridine and its derivatives with 2-chlorobenzimidazoles. Heating of 2-chlorobenzimidazoles with excess

pyridine or pyridine derivatives formed compounds (19) with a zwitterions structure [71-73].



### Replacement of sulphur-containing groups by an amino group

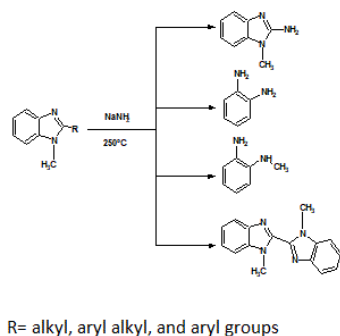
It is known that like halogens, sulfur containing groups in the 2-position of benzimidazole, can be replaced by amino groups, sometimes with even greater ease than in the case of halogens. Thus, for example, 2-dialkyl aminoethyl aminobenzimidazole (20) which cannot be synthesized from 2-chlorobenzimidazole, can be prepared by heating 2-methylsulfonylbenzimidazole and dialkyl amino ethyl amines (Figure 11) [74,75].



It has been recently shown that the sulphur group in benzimidazole-2-sulfonates is replaced by varied amino groups. The reaction takes place with extremely basic amines by heating the reactant in aqueous solutions. This technique has definite advantages over different ways, like simplicity within the execution of the syntheses and simple getting the starting compounds [76].

### Chichibabin amination

Chichibabin amination reaction is widely used for the synthesis of 1-substituted, 2-amino benzimidazole, where nucleophilic substitution by radical of not only the atom in the 2-position of benzimidazole however also the alkyl, aryl alkyl, and aryl groups occur under the influence of sodium amide (Figure 12) [77,78].

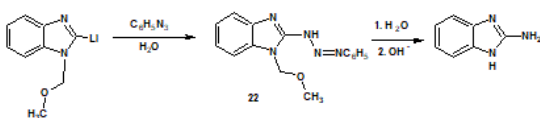


**Figure 12:** Chichibabin Reaction of 1-substituted Benzimidazoles.

2-Aminobenzimidazole with an unsubstituted NH group within the one position cannot be obtained by amination because of the N-anion that's formed by the action of sodium amide on benzimidazole is not capable of nucleophilic substitution reactions in the 2- position [79,80].

### Cleavage of triazepines

N-Protective groups like benzyloxymethyl and alkoxy alkyl can simply be removed under acid hydrolysis conditions. Since the synthesis of 1-methoxymethyl-2-aminobenzimidazole by direct amination is not possible a replacement method has been developed for the preparation of 2-aminobenzimidazole; this methodology consists of cleavage of phenyl-(1-methoxymethyl-2-benzimidazolyl) triazene (22) with a mineral acid. during this case the methoxymethyl cluster is split out at the same time with cleavage of the triazene grouping (Figure 13) [81,82].

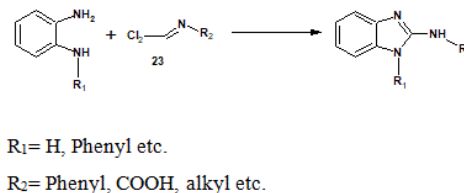


**Figure 13:** Cleavage of Triazepines of 1-substituted Benzimidazoles.

### Different methods

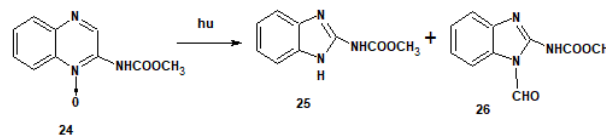
An attempt to synthesize the corresponding amine derivative from 2-sodio-1-methyl benzimidazole and O-methylhydroxylamine was unsuccessful. However, the action of BrN(C2H5)2 on the 2-sodio by-product led to the formation of 2-diethylamino-1-methylbenzimidazole in low yield. N-Substituted carbon imidoyl dichloride (23) have application within the synthesis of 2-aminobenzimidazole derivatives, therefore 2-arylamino benzimidazoles and 1-phenyl-2-anilinobenzimidazole were obtained in high yields within the reaction of N-aryl carbon imidoyl dichloride with o-phenylenediamine and N-Phenyl-o-phenylenediamine, many 2-Alkoxy carbonylaminobenzimidazoles were synthesized exploitation

N-alkoxy carbonyl carbon imidoyl dichloride (Figure 14). The reactions proceed readily at room temperature within the presence of triethylamine, chloroform and dioxane [83,84].



**Figure 14:** Synthesis of 2-amino Benzimidazoles using N-Substituted carbon imidoyl dichloride.

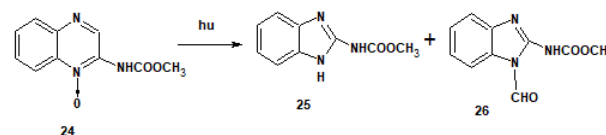
Some quinoxaline derivatives undergo photochemically initiated rearrangement to benzimidazole derivatives, the yields of which depend on the pH of the medium and the solvent (Figure 15). Hence, when 2-methoxycarbonylaminoquinoxaline N-oxide (24) is irradiated with UV light in dry acetonitrile, it undergoes swift rearrangement to 2-methoxycarbonylaminobenzimidazole (25) and its N-formyl derivative (26) [85,86].



**Figure 15:** Synthesis of 2-amino Benzimidazoles using N-Substituted carbon imidoyl dichlorides.

### Nucleophilic substitution in the imidazole ring

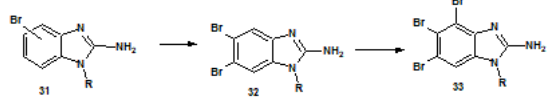
For unsubstituted 2-halobenzimidazole a contest exists between proton abstraction by the nucleophile at the one position with concomitant retardation of 2-substitution. consequently, chloride ion isn't displaced from 2-Chlorobenzimidazole by powerful nucleophiles, whereas 2-Chloro-1-methyl Benzimidazole reacts pronto with sodium methoxide or ethoxide (Figure 16) [87].



**Figure 16:** Nucleophilic substitution in the imidazole ring.

### Electrophilic substitution reactions in the benzene ring

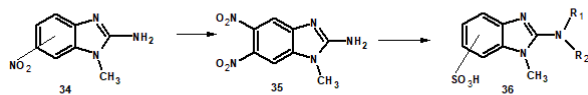
The bromination of 2-amino-1-methyl (ethyl) benzimidazole by using hydrobromic acid at room temperature ends up in the formation of a mixture of mono bromo substituted compound (31) through the intermediate formation of perbromides. Just like the chemical element atom, the bromine atom is incorporated within the five and six positions, that are the foremost reactive positions in electrophilic substitution, 5,6-dibromo derivative (32) was obtained by exploitation of potassium bromate, while 4,5,6-tribromo derivative (33) was obtained under more severe conditions (Figure 17) [88].



R=alkyl group

**Figure 17:** Structures of mono bromo substituted compound, 5,6-dibromo derivative, 4,5,6-tribromo derivative.

The nitration of 2-amino-1-methyl benzimidazole proceeds smoothly at  $-5^{\circ}\text{C}$  with potassium nitrate (1 mol) in concentrated sulphuric acid to give a mixture of 5 and 6-substituted derivatives (34) in a ratio of 5:4. 5,6-Dinitro-2-amino-1-methyl benzimidazole (35) was obtained under the same conditions using 2 moles of potassium nitrate (Figure 18) [89].



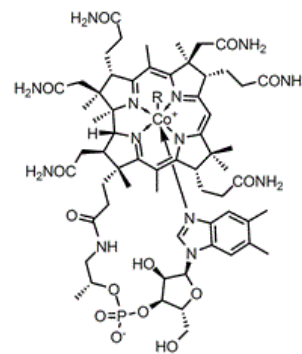
R<sub>1</sub> and R<sub>2</sub> = H, alkyl etc.

**Figure 18:** Structures of mixture of 5 and 6-substituted derivatives, 5,6-Dinitro-2-amino-1-methyl benzimidazole.

### Biological Activities of Benzimidazole Based Marketed Drugs

The benzimidazole nucleus seems to be a part of the many medicine. Benzimidazole derivatives are of wide interest due to their numerous biological activities and clinical applications, they are remarkably effective compounds each with reference to their inhibitory activity and their favorable property quantitative relation. Specifically, this nucleus is a constituent of vitamin-B12 (Figure 19). Benzimidazole ring displays a crucial heterocyclic pharmacophore in drug discovery. Benzimidazoles are considered a promising class of bioactive heterocyclic compounds that exhibit a variety of biological activities like antiprotozoal, anthelmintic, anti-HIV, antiepileptic, anti-inflammatory, antiherpetic, antineoplastic, anti-allergic, anti-histaminic, vasodilative, a narcotic analgesic, medication, antifungal

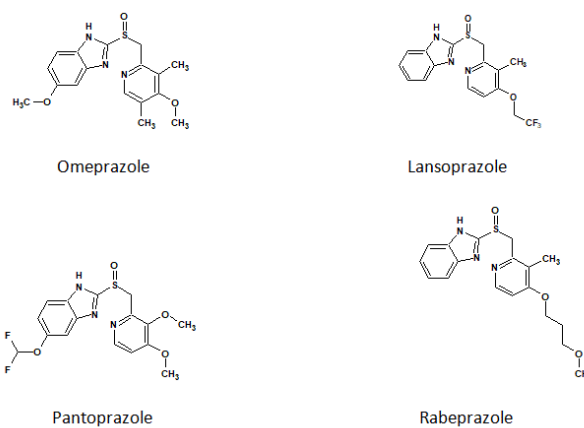
and antiulcer. Benzimidazole compounds are unit marketed for various therapeutic classes few of them are discussed below [90].



**Figure 19:** Structure of Vitamin-B12.

### Anti-ulcer agents

These are the medicine that inhibit both basal and stimulated gastric acid secretion. Some drugs containing Benzimidazole nucleus are pantoprazole, rabeprazole, lansoprazole, antacid etc. (Figure 20) [91].



**Figure 20:** Structures of Omeprazole, Lansoprazole, Pantoprazole, Rabeprazole.

### Anti-psychotic agents

In psychopathy, thinking of the patient becomes illogical, off-the-wall and loosely organized. Patient has issue in understanding reality and their own conditions. In such cases some drugs containing benzimidazole nucleus like droperidol, pimozide, and benperidol are used (Figure 21) [1].

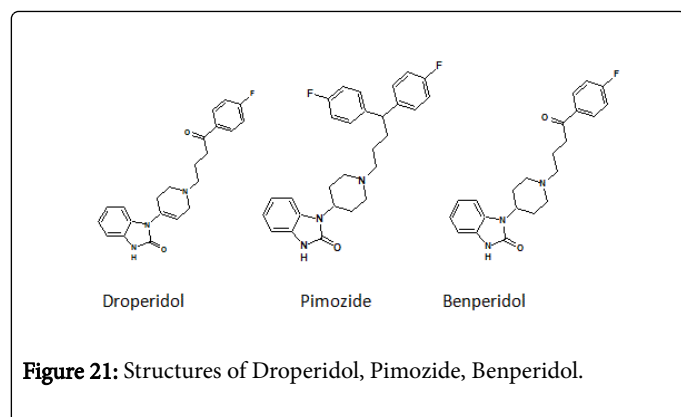


Figure 21: Structures of Droperidol, Pimozide, Benperidol.

### Anthelmintic agents

These are the medicine that either kill or expel infesting helminthes. Some drugs containing benzimidazole nucleus are thiabendazole, mebendazole and albendazole etc. (Figure 22) [1].

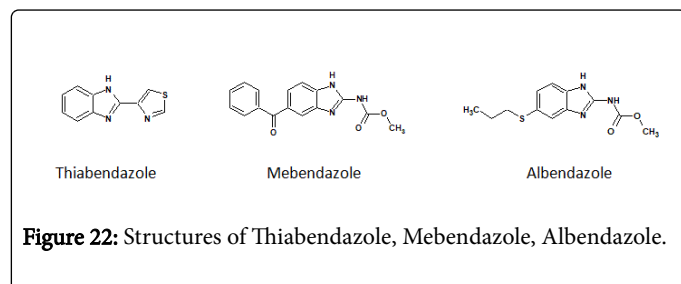


Figure 22: Structures of Thiabendazole, Mebendazole, Albendazole.

### Antihistamine and antiallergic agents

Astemizole was a second-generation antihistamine and an antiallergic drug that features a long period of action. Astemizole was discovered by Janssen Pharmaceutical in 1977. It has been withdrawn from the market in most countries due to rare however probably fatal side effects (Figure 23) [1].

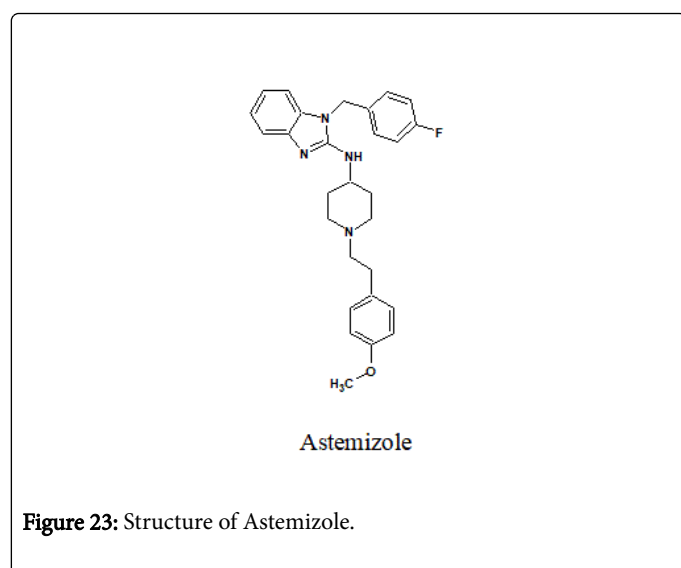


Figure 23: Structure of Astemizole.

### Narcotic analgesic agents

These are the medicine used as anodyne. Clonitazene is an opioid analgesic having just about thrice the potency of morphine. It is related to Etonitazene, an opioid of considerably higher efficiency. Clonitazene is not presently marketed. It is a drug; in the united states it is a Schedule I Narcotic controlled substance with a Drug {enforcement Administration|Drug Enforcement Agency|DEA|law enforcement agency} (Drug Enforcement Administration) ACSCN (Administrative Controlled Substances Code Number) of 9612 (Figure 24) [1].

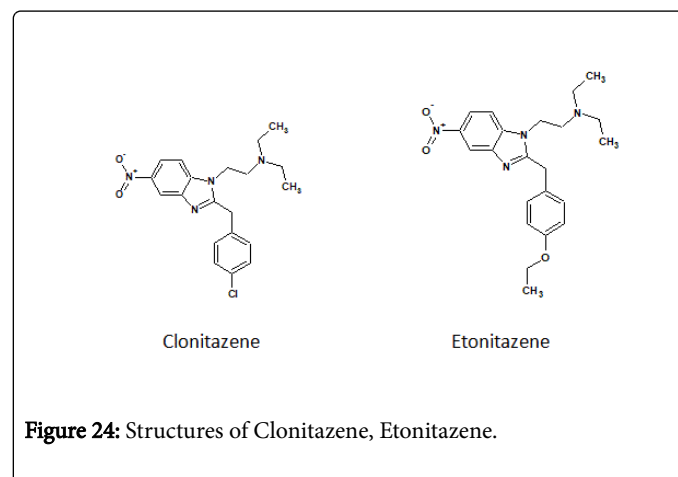


Figure 24: Structures of Clonitazene, Etonitazene.

### Conclusion

The 2-substituted benzimidazoles has recognized to be a valuable pharmacophore in medicinal chemistry. Structural modification of benzimidazole moiety exhibits promising biological activities. 2-substituted benzimidazoles will provide an outstanding framework for the synthesis of small mofites for discovery based research and better quantity screening efforts. Besides, it needs better knowledge and skills on the mechanism of action in order to found balanced therapeutic tactics.

### Acknowledgment

RSB thanks UGC, New Delhi for SAP (DSA-I) and Jamatsing D. Rajput gratefully thanks UGC, New Delhi for BSR Fellowship of Ph.D Candidates.

### References

1. Bansal Y, Silakari O (2012) The therapeutic journey of benzimidazoles: a review. *Bioorganic & Medicinal Chemistry* 20: 6208-6236.
2. Woolley DW (1944) Some biological effects produced by benzimidazole and their reversal by purines. *J Biol Chem* 152: 225-232.
3. Sharma MC, Kohli DV, Sharma S (2010) An efficient synthesis and evaluation of some new benzimidazole derivatives [2-substituted-amino]-phenyl]-1-[2-(1H-tetrazol-5-yl)-biphenyl-4-ylmethyl]-1H benzoimidazol-5-ylamine as potential antihypertensive agents. *Drug Invention Today* 2: 275-281.
4. McKellar QA, Scott EW (1990) The benzimidazole anthelmintic agents-a review. *Journal of Veterinary Pharmacology and Therapeutics* 13: 223-247.
5. El-Gohary NS, Shaaban MI (2017) Synthesis and Biological evaluation of a new series of Benzimidazole derivatives as Antimicrobial, Antiquorum-sensing and Antitumor agents. *European Journal of Medicinal Chemistry* 131: 255-262.

6. Singh N, Pandurangan A, Rana K, Anand P, Ahamad A, et al. (2012) Benzimidazole: A short review of their antimicrobial activities. *International Current Pharmaceutical Journal* 1: 119-127.
7. Yerragunta V, Patil P, Srujana S, Devi R, Gayathri R, et al. (2014) Benzimidazole derivatives and its biological importance: A Review. *PharmaTutor* 2: 109-113.
8. Kazmierczuk Z, Upcroft JA, Upcroft P, Górska A, Starosciak B (2002) Synthesis, antiprotozoal and antibacterial activity of nitro-and halogeno-substituted benzimidazole derivatives. *Acta Biochimica Polonica* 49: 185-195.
9. Ansari KF, Lal C (2009) Synthesis, physicochemical properties and antimicrobial activity of some new benzimidazole derivatives. *European Journal of Medicinal Chemistry* 44: 4028-4033.
10. Keri RS, Hiremathad A, Budagumpi S, Nagaraja BM (2015) Comprehensive review in current developments of benzimidazole based medicinal chemistry. *Chemical Biology and Drug Design* 86: 19-65.
11. Haugwitz RD, Angel RG, Jacobs GA, Maurer BV, Narayanan VL (1982) Antiparasitic agents. 5. synthesis and anthelmintic activities of novel 2-heteroaromatic-substituted isothiocyanatobenzoxazoles and-benzothiazoles. *Journal of Medicinal Chemistry* 25: 969-974.
12. Alamgir M, Black DSC, Kumar N (2007) Synthesis, reactivity and biological activity of benzimidazoles. In *Bioactive Heterocycles III* 9: 87-118.
13. Mamedov VA (2016) Recent advances in the synthesis of benzimidazol (on) es via rearrangements of quinoxalin (on) es. *RSC Advances* 6: 42132-42172.
14. Simonov AM, Anisimova VA (1979) Synthesis and transformation of 2-aminobenzimidazoles. *Chemistry of Heterocyclic Compounds* 15: 705-723.
15. Domino EF, Unna KR, Kerwin J (1952) Pharmacological properties of benzazoles I. Relationship between structure and paralyzing action. *Journal of Pharmacology and Experimental Therapeutics* 105: 486-497.
16. Joseph L (1963) Substituted 2-Aminobenzimidazoles. *Journal of Medicinal Chemistry* 6: 601-601.
17. Delepine M (1951) Joseph Pelletier and Joseph Caventou. *Journal of Chemical Education* p: 454.
18. Roger R, Neilson DG (1961) The Chemistry of Imidates. *Chemical Reviews* 61: 179-211.
19. Wright JB (1951) The Chemistry of the Benzimidazoles. *Chemical Reviews* 48: 397-541.
20. Bai YB, Zhang AL, Tang JJ, Gao JM (2013) Synthesis and Antifungal activity of 2-chloromethyl-1 H-benzimidazole derivatives against Phytopathogenic Fungi in vitro. *Journal of Agricultural and Food Chemistry* 61: 2789-2795.
21. Mandel LR, Porter CC, Kuehl Jr FA, Jensen NP, Schmitt SM (1970) Inhibition of adrenal phenethanolamine N-methyltransferase by substituted benzimidazoles. *Journal of Medicinal Chemistry* 13: 1043-1047.
22. Alaqeel SI (2017) Synthetic approaches to benzimidazoles from o-phenylenediamine: A literature review. *Journal of Saudi Chemical Society* 21: 229-237.
23. Adcock B, Lawson A, Miles DH (1961) 1014. 2-Amino-2-imidazolines and 2-amino-2-oxazolines. *Journal of the Chemical Society* pp: 5120-5127.
24. Weiss S, Michaud H, Prietzel H, Krommer H (1973) Neue, einfache Synthese von 2-Aminobenzimidazol. *Angewandte Chemie* 85: 866-867.
25. Sawatari K, Mukai T, Suenobu K, Kamenozono S, Ika T (1976) Japanese Patent No. 76.16669. In *Chem Abstr* 85: 63069.
26. Adams CDW, Schlatter R (1969) Republic of South Africa Patent No. 6706.589. *Chem Abstr* 7.0057837.
27. Adams CDW, Schlatter R (1970) Republic of South Africa Patent No. 6906.326. *Chem Abstr* 7.0012629.
28. Craig PN, Hoover JRE (1968) British Patent No. 1111957. In *Chem Abstr* 69: 96721.
29. Simonov AM, Anisimova VA (1979) Synthesis and transformation of 2-aminobenzimidazoles. *Chemistry of Heterocyclic Compounds* 15: 705-723.
30. Harsanyi K, Toth G, Simay A, Gonczi C, Takacs K, et al. (1973) Hungarian Patent No. 5800. *Chem Abstr* 7.9978801.
31. Sharma S, Abuzar S (1983) The benzimidazole anthelmintics-chemistry and biological activity. *Progress in Drug Research/Fortschritte der Arzneimittelforschung/Progrès des recherches pharmaceutiques* 27: 85-161.
32. Kovvuri J, Nagaraju B, Kamal A, Srivastava AK (2016) An Efficient Synthesis of 2-Substituted Benzimidazoles via Photocatalytic Condensation of o-Phenylenediamines and Aldehydes. *ACS Comb Sci* 18: 644-650.
33. Alaqeel SI (2016) Synthetic approaches to benzimidazoles from O-phenylenediamine: A literature review. *Journal of Saudi Chemical Society* 21: 229-237.
34. Wittenbrook LS (1975) The chemistry of N-cyanodithioimidocarbonic acid. III. An intermediate in heterocyclic synthesis. *Journal of Heterocyclic Chemistry* 12: 37-42.
35. Lee TR, Kim K (1989) A facile one pot synthesis of 1-alkylbenzimidazolone-2-thiones. *Journal of Heterocyclic Chemistry* 26: 747-751.
36. Werbel LM, Curry A, Elslager E.F, Hess C (1973) Synthesis and antimalarial effects of 5, 6-dichloro-2-[(4-|| 4-(diethylamino)-i-methylbutyl] amino||-6-methyl-2-pyrimidinyl) amino] benzimidazole and related benzimidazoles and 1H-imidazo [4, 5-b] pyridines. *Journal of Heterocyclic Chemistry* 10: 363-382.
37. Ogura H, Kikuchi K (1972) Heterocyclic compounds. XI. 1, 3-Dipolar cycloaddition of benzimidazolium ylide with acetylenic compounds. *The Journal of Organic Chemistry* 37: 2679-2682.
38. Ogura H, Takayanagi H, Yamazaki Y, Yonezawa S, Takagi H, et al. (1972). Heterocyclic compounds. 10. Synthesis of some imidazo [1, 2-a] benzimidazoles with potent analgetic activities. *Journal of Medicinal Chemistry* 15: 923-926.
39. Depost G, Sillion B, Room R (1972) Training of 2-Benzamidobenzimidazole, Study on its Thermal-Stability. *Weekly Records of the Sessions of the Academy of Sciences Series C* p: 697.
40. Lugosi P, Bela A, Hornyak G (1975) Synthesis and ring closure reactions of some N-(o-Aminophenyl)-N-Methyl-N',N"-Disubstituted-Guanidines and of N-(2-Amino-4-Methoxyphenyl)-N-Methyl-N'-Phenylthiourea. *Periodica Polytechnica Chemical Engineering* 19: 307-316.
41. Held P, Gross M (1973) 2-Dialkylamino-benzimidazole aus O-acylierten 1-Phenyl-2-hydroxy-3, 3-dialkylguanidinen. *Zeitschrift für Chemie* 13: 292-293.
42. Partridge MW, Turner HA (1958) 430. Cyclic amidines. Part VII. Preparation of benzimidazoles from N'-aryl-N-hydroxyamidines. *Journal of the Chemical Society* pp: 2086-2092.
43. Kirmse W (1959) Reaktionen mit Carbenen und Iminen als Zwischenstufen Zur photochemischen und thermischen Umwandlung organischer Stickstoff-Verbindungen. *Angewandte Chemie* 71: 537-541.
44. Kiffer D, Levy R (1968) A New Synthetic Method for 2-alkyl-2-aryl-and 2-Acylaminobenzimidazoles. *Academy of Sciences* p: 1730.
45. Omar AM (1972) Novel Synthesis of 2-substituted aminobenzimidazoles from Thiourea derivatives. *The Cyclodesulphurization of Thio-compounds. Die Pharmazie* 27: 798-799.
46. Omar AM, Ragab MS, Farghaly AM, Barghash AM (1976) The Cyclodesulphurization of Thio-compounds. Part 12: A New Simple Method for the Synthesis of N-alpha-substituted Benzimidazoles from Thiourea Derivatives. *Die Pharmazie* 31: 348-350.
47. Omar AMME (1974) The Cyclodesulfurization of Thio Compounds; VII. A New Facile Synthesis of Na-Substituted Benzimidazoles. *Synthesis* pp: 41-42.
48. Omar AM (1973) Sh. A. Shams El-Dine and AAB Hazzaa. *Pharmazie* p: 682.



49. Kiffer D (1970) Cyclisation reaction of Carbodiimides-study of Conditions for Synthesis of Benzimidazoles. *Chemical Society of France p: 2377.*
50. Stedman RJ (1969) U.S. Patent No. 3,455,948. Patent and Trademark Office, Washington DC, USA.
51. Griffin TS, Woods TS, Klayman DL (1975) Thioureas in the Synthesis of Heterocycles. In *Advances in Heterocyclic Chemistry* 18: 99-158.
52. Oyamada K, Matsui T, Tobitsuka J, Nagano M (1976) Reaction of Alkyl Alkoxy carbonylthiocarbamates With Anilines New Synthesis of Benzimidazol-2-ylcarbamic Acid-esters. *Journal of the Agricultural Chemical Society of Japan* 50: 29-33.
53. Atkins PR, Glue SEJ, Kay IT (1973) Heterocyclic Syntheses with Isothiocyanatoformic Esters and their Derivatives. *Journal of the Chemical Society, Perkin Transactions 1* pp: 2644-2646.
54. Barker AC, Foster RG (1973) West German Patent No. 2246605. In *Chem Abstr* 79: 5341.
55. Olin JF, Dains FB (1930) The Action of the Halogen Hydrins and of Ethylene Oxide on the Thioureas. *Journal of the American Chemical Society* 52: 3322-3327.
56. Murray JA, Dains FB (1934) The Action of Amines on the Esters of Carboxy Substituted Ureas, Thioureas and Guanidines. III. *Journal of the American Chemical Society* 56: 144-146.
57. Klopping HL (1960) Benzimidazolone derivatives. US Patent No. 2,933,502.
58. Klopping HL (1960) US Patent No. 2,933,504. Patent and Trademark Office, Washington, DC, USA.
59. Averkin EA, Beard CC, Dvorak CA, Edwards JA, Fried JH, et al. (1975) Methyl 5 (6)-phenylsulfinyl-2-benzimidazolecarbamate, a New, Potent Anthelmintic. *Journal of Medicinal Chemistry* 18: 1164-1166.
60. McKellar QA, Scott EW (1990) The Benzimidazole Anthelmintic Agents-A Review. *Journal of Veterinary Pharmacology and Therapeutics* 13: 223-247.
61. Di HCl, Hci D (2009) 244 Benzimidazoles TABLE 1.89. *Blsbenzimidazoles Compound Mp (C) Ref. Benzimidazoles and Cogenetic Tricyclic Compounds* 130: 244.
62. Kym O, Ratner L (1912) For the knowledge of substituted  $\alpha$ -hydroxyl and  $\alpha$ -methyl benzimidazoles. *Reports of the German Chemical Society* 45: 3238-3255.
63. Bauer VJ, Safir SR (1964) Bisethylenebiguanide. *Journal of Heterocyclic Chemistry* 1: 288-289.
64. Whittle CP (1980) Copper-catalysed reaction of 2-chloroimidazoles and 2-chlorobenzimidazoles with dimethylamine. *Australian Journal of Chemistry* 33: 1545-1551.
65. Di HCl, Hci D (2009) 244 Benzimidazoles TABLE 1.89. *Blsbenzimidazoles Compound Mp (C) Ref. Benzimidazoles and Cogenetic Tricyclic Compounds* 130: 244.
66. Ponomar VS, Kochergin PM (1972) Studies in Imidazole Series. 70. Synthesis of Derivatives of 1 (9) H-and 1H-imidazo [1, 2-Alpha] Benzoimidazoles. *Khimiya Geterotsiklicheskikh Soedinenii* 253: 130-144.
67. Di HCl, Hci D (2009) 244 Benzimidazoles TABLE 1.89. *Blsbenzimidazoles Compound Mp (C) Ref. Benzimidazoles and Cogenetic Tricyclic Compounds* 130: 244.
68. Lunn WHW, Harper RW (1971) Methods for preparing benzimidazo [2, 1-b] quinazolin-12-ones and related compounds. *Journal of Heterocyclic Chemistry* 8: 141-147.
69. Joseph L, Albert AH (1966) Dialkylamination by means of dimethylformamide (DMF) 2-dimethylaminobenzimidazoles. *Journal of Heterocyclic Chemistry* 3: 107-108.
70. Swinbourne FJ, Hunt JH, Klinkert G (1979) Advances in Indolizine Chemistry. In *Advances in Heterocyclic Chemistry* 23: 103-170.
71. Kolodyazhnaya SN, Simonov AM, Uryukina IG (1972) Investigation of benzimidazole derivatives. *Chemistry of Heterocyclic Compounds* 8: 1533-1538.
72. Hubert AJ, Reimlinger H (1970) Thermolyse von v-Triazolyl-Derivaten. *Chemische Berichte* 103: 3811-3816.
73. Nair MD, Nagarajan K (1983) Nitroimidazoles as chemotherapeutic agents. In *Progress in Drug Research / Fortschritte Der Arzneimittelforschung / Advances in Pharmaceutical Research* 27: 163-252.
74. Brown HC, Murphey WA (1951) A Convenient Synthesis of the Monoalkylpyridines; a New Prototropic Reaction of 3-Picoline1, 2. *Journal of the American Chemical Society* 73: 3308-3312.
75. Deshpande SM, Nain K (1967) The Synthesis of Benzimidazole Derivatives as Potential Antihistaminic Compounds. *Bulletin of the Chemical Society of Japan* 40: 988-989.
76. Simonov AM, Komissarov VN (1975) Study in Field of Benzimidazole. 38. Interaction of Benzimidazole-2-sulfone acids with Ammonia, Amines and Some Azoles. *Khimiya Geterotsiklicheskikh Soedinenii* 6: 826-828.
77. Popov II, Tkachenko PV, Simonov AM, Pozharskii AF, Bogachev YG (1974) Nukleophile Substitution Der Phenylgruppe Des 2-phenylbenzimidazols. *Chemischer Informationsdienst* p: 45.
78. Popov II, Bogachev YG, Tkachenko PV (1976) A. M- Simonov and BA Tertov *Khim Geterotsikl Soedin* p: 521.
79. Vitkevich ND, Simonov AM (1959) Issledovaniya v Oblasti Proizvodnykh Benzimidazola. 3. Vzaimodeistvie Soedinenii Benzimidazolnogo Ryada s Nukleofilnymi Reagentami. *Zhurnal Obshchei Khimii* 29: 2614-2617.
80. Simonov AM, Lomakin AN (1962) Issledovaniya v Oblasti Proizvodnykh Benzimidazola. 9. Proizvodnye 2-amino-1-metilbenzimidazol-5-Karbonovoi Kisloty. *Zhurnal Obshchei Khimii* 32: 2228-2230.
81. Pozharskii, A. F., and Simonov, A. M. (1967). é. A. Zvezdina, and NK Chub. *Khim. Geterotsikl. Soedin* 889.
82. Tertov BA, Burykin VV, Koblik AV (1972) Synthesis of heterylamines. *Chemistry of Heterocyclic Compounds* 8: 1403-1405.
83. Sheverdina NI, Kocheshkov KA (1938) Synthesis of primary amines by the reaction of-methylhydroxylamine with organomagnesium and organolithium compounds. *Zh Obshch Khim* 8: 1825-1830.
84. Murphy DB, Picard JP (1954) A Study of tautomerism in the 5-aminotetrazoles1. *The Journal of Organic Chemistry* 19: 1807-1814.
85. Kukhar VP, Pasternak VI, Pesotskaya GV (1973) Polychloralkylamine 2. Mitt. Trichlormethyldialkylamine. *Chemischer Informationsdienst* p: 14.
86. Watkins DA (1976) Benzimidazole pesticides: Analysis and transformations. *Pesticide Science* 7: 184-192.
87. Leonard NJ, Curtin DY, Beck KM (1947) Sulfonate Salts of Substituted Benzimidazoles1. *Journal of the American Chemical Society* 69: 2459-2461.
88. Kihel AE, Benchidmi M, Essassi EM, Danion-Bougot R (1999) Halogenation of Substituted Benzimidazoles. Nitration of the Resulting Halobenzimidazoles. *Synthetic Communications* 29: 387-397.
89. Efros LS, Farbenshtein S (1953) Issledovanie v Oblasti Proizvodnykh Imidazola. 11. Kondensatsiya Ftalevogo Angidrida s Proizvodnymi Benzimidazola. *Zhurnal Obshchei Khimii* 23: 1691-1696.
90. Scott DM, Rogers ML, Rose C (1958) Benzimidazoles as Specific Inhibitors of Vitamin B12 or Thymine in Bacterial Mutants1, 2. *Journal of the American Chemical Society* 80: 2165-2169.
91. Olbe L, Carlsson E, Lindberg P (2003) A Proton-Pump Inhibitor Expedition: The Case Histories of Omeprazole and Esomeprazole. *Nature Reviews Drug Discovery* 2: 132-139.