

## Visualisation of Vortex Structures Developed on the Upper Surface of Double-Delta Wings

Abene Abderrahmane\*

University of Valenciennes and Hainaut Cambrai, ISTV Mount Huy, F-59304 Valenciennes, France

### Abstract

A large number of studies of flow visualisations, developed on the upper surface of delta and of gothic wings, and of cones, have been carried out in the wind tunnel of the Valenciennes University's Aerodynamics and Hydrodynamics Laboratory. These studies have provided a better understanding of the development and of the positioning of vortex structures and have enabled, in particular, the preferential nature of intervortex angles, thereby defined, to be determined.

This study of the vortical structures developed on the upper surface of a double-delta wing has revealed that these vortex flows are quite complex and that vortex structures interact with one another. Indeed, it would seem that vortex behaviour has something of a universal nature. An angular conformity between primary and secondary vortex torques and the leading edges of the wing can be expressed by the law of filiation. Intervortex angles evolve with increasing incidence while fragmentation is a function of the apex angle. It would be interesting to recall that this particular spatial organisation of vortex structures, citing the concept of preferential angles, also appears in standard theories on aerodynamics as, for example, in those governing aerodynamic drag. Nevertheless, the link between interior and exterior vortex structures remains to be investigated further. Such studies might even prove the existence of a supplementary torque. In addition, the least resistance of secondary vortices in relation to their fragmentation inevitably calls for experiments to be undertaken with other possible combinations of slender bodies although these areas of research are beyond the scope of this article.

**Keywords:** Intervortex angles; Vortex flow; Apex angle

### Nomenclature

$\theta_m$ : preferential angle associated with the whole numbers  $l$  and  $m$

$l$  and  $m$ : whole numbers such as  $m > 0$  and  $l \geq m$

$\beta$ : apex angle

$C_o$ : height of wing

$h$ : height of cone

$R$ : radius of the circular base of the cone

$i$ : incidence

$V_o$ : speed of the flow at infinite up stream

$Re$ : Reynolds number

$\alpha_1$ : the main or interior inter vortex angle for wings

$\alpha_2$ : the secondary or exterior intervortex angle for wings

$\omega_1$ : the main or intervortex angle for ogives or cones

$\omega_2$ : the secondary or exterior intervortex angle for ogives or cones

### Introduction

Quite a considerable number of studies have been carried out to date into delta wings, ogival wings, cones and also into more or less simple slender bodies formed from combinations of such components; the findings have dealt as much with the development of approximate theories as with the definition of models specifying vortex lift by unit area.

Visualisations of hyper lifting vortex structures, mainly those carried out by Werle H [1-6], the analysis of pressure and speed fields created by these vortices, with or without breakdown – notably the

analysis by Solignac et al. [7] also provide quite outstanding studies that are the standard works in their fields.

Already described fully in such papers as, for example, those by [8-11] and Stahl [12], these findings offer today entirety a thorough knowledge of the properties of various types of slender bodies.

However, given that the character of most of the aspects referred to remains empirical and limited to this or that degree of incidence [1-4] or to a numeric range [5], the way lies open, starting out from experimental data and various factors of analysis [6], for new attempts to be undertaken to examine the fundamental problems related to the position of vortices created by such slender bodies.

A large number of photographic visualisations, concerning vortex flows developed on the upper surface of delta or ogival wings and cones, have been carried out at the Valenciennes University (France) laboratory [7] in such a way as to provide a better understanding of the development and positioning of vortex structures at not only low and mean incidence but also at high incidence.

These visualisations have enabled priority to be accorded to the study of examples of the most elementary shaped section, i.e., delta and ogival wings.

**\*Corresponding author:** Dr. Abene Abderrahmane, University of Valenciennes and Hainaut Cambrai, ISTV Mount Huy, F-59304 Valenciennes, France, E-mail: [a.abene@yahoo.fr](mailto:a.abene@yahoo.fr)

**Received** July 17, 2013; **Accepted** August 28, 2013; **Published** September 04, 2013

**Citation:** Abene A (2013) Visualisation of Vortex Structures Developed on the Upper Surface of Double-Delta Wings. J Aeronaut Aerospace Eng 2: 118. doi:10.4172/2168-9792.1000118

**Copyright:** © 2013 Abene A. This is an open-access article distributed under the terms of the Creative Commons Attribution License, which permits unrestricted use, distribution, and reproduction in any medium, provided the original author and source are credited.

The results obtained in these two cases, fully described in previous articles and papers [6,8], may be acknowledged to have remarkable simplicity and consequently convey the fundamental nature of these studies.

The intervortex angles have been found, under experimental conditions, to have a preferential nature thereby underlining a simple angular characterisation of the relative positions of single or double vortex torques.

## Vortex Structures of a Double-Delta Wing

### Geometrical description

The profile under investigation in the wind tunnel is a double-delta wing having an apex angle  $\beta=29^\circ$  and a chord  $C_o=240$  mm. It is 1 mm thick (Figure 1).

### Analysis of the results

The evolution of the vortex phenomena was traced in terms of that parameter which exerts the greatest influence on them, namely the angle of incidence of the configuration in relation to the flow. The visualisations were carried out at an upstream speed of flow of 3 m/s.

A reminder of the main phenomena taking place at low and mean incidences

- $i=0^\circ$ : the flow is uniform on the upper side of the wing. The boundary layer is observed but there is no flow separation as yet.
- $i=2^\circ, i=5^\circ$ : the upstream flow skirts around the leading edges of the profile. Three zones become organised into a central zone and two external ones. The hyper lifting vortices resulting from the separation of the boundary layer begin to appear as increasingly organised structures.
- $i=8^\circ$ : the main and secondary vortices are clearly detected and have now become individualised, concentrated and separated from boundary layer. The central zone is visualized and fading out.
- $i=10^\circ, i=15^\circ, i=20^\circ$ : the vortices increase in strength. Both the vortex flow and the direction of the rotation of the vortices are clearly seen. Then central zone has disappeared. The presence of tertiary vortices is to be noted although they are extremely difficult to visualise. There is no breakdown as yet.
- $i=25^\circ$ : the breakdown phenomenon makes its appearance. The main vortices are breaking down a long way downstream from the

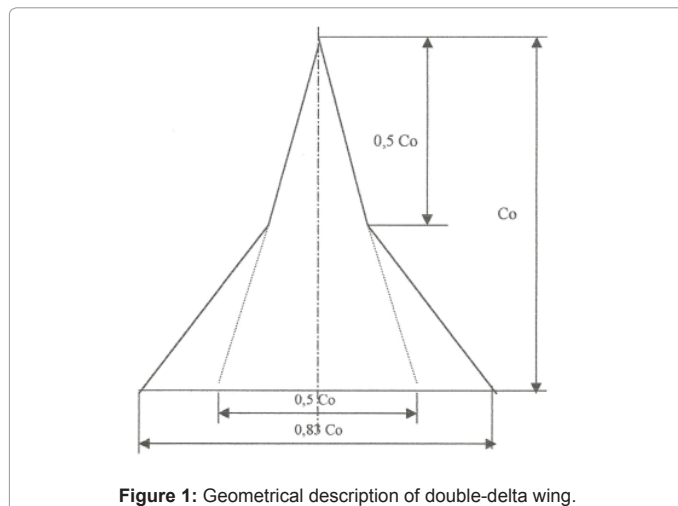


Figure 1: Geometrical description of double-delta wing.




Figure 2: Vortex structures developed on the upper surface of double-delta wings.

profile: in fact, a more diffused mass of smoke is observed in this zone. The secondary vortices have broken down upstream from the trailing edge; as for the tertiary ones, which are difficult to observe because of their positioning at the edge of the boundary layer, it seems that they break down in the area close to the apex and coil around the main and secondary vortices. Once the secondary vortices have broken down, they also coil around the main ones. The asymmetry of the breakdown point of the main and secondary vortices is to be noted.

- $i=30^\circ$ : the tertiary vortices have now completely disappeared. The secondary ones are breaking down in the area of the trailing edge of the profile.
  - $i=40^\circ$ : the secondary vortices break down near the apex whereas the point of breakdown of the main ones has advanced to a third of the way along the chord. A sudden expansion at the core of the main vortices is still discernible, followed by an unstable zone showing quite considerable turbulence.
- Not that the position of the breakdown point is estimated on the basis of a main reading of the respective breakdown points of the right-hand and left-hand main vortices.
- $i=45^\circ$ : the main vortices break down at the fore quarter of the chord; the secondary ones are absorbed by the main vortices at the apex and no longer visible.
  - $i=50^\circ$ : a total breakdown of the vortices takes place at the apex. Intense turbulence is observed at about the trailing edge (Figures 2-4).

### Interpretation

**Comments:** the breakdown of the secondary vortices is not as impressive as that of the main ones. In fact, the vortex cores of the latter, after having maintained a cone-shaped form increasing in diameter towards the downstream side, undergo a sudden expansion into a brush-shaped form (the rate of expansion is approximately three to four times the diameter of the vortex core upstream from the point of breakdown). The point of breakdown is immediately followed by a zone in which the flow circulates again and the by an area of intense turbulence. The thin streams of smoke indicating the main vortices seem to change direction at the point of breakdown and to follow a spiral trajectory downstream.

- The pulsation phenomenon of the vortex breakdown has become highly conspicuous from now on the breakdown points undergo quite considerable positional fluctuations. The broken down vortices seem "to dance".
- On placing an object in the axis of the broken down vortices, it can

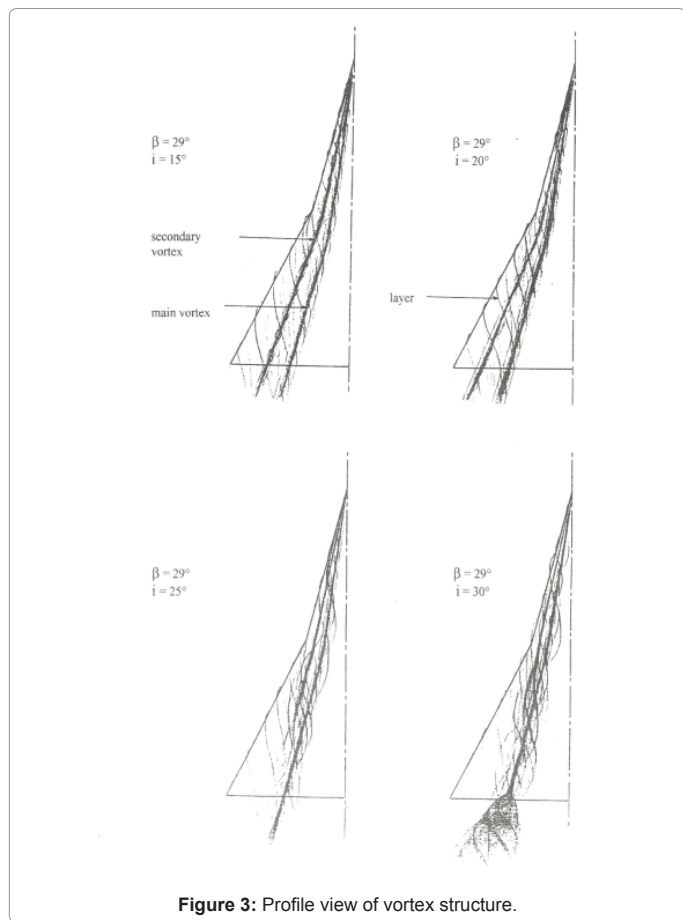


Figure 3: Profile view of vortex structure.

be seen that the breakdown points “rise again” in an upstream direction but it is also noticed that the breakdown point of the secondary vortices is still located upstream from that of main vortices.

The presence of preferential intervortex angles is observed.

Intervortex angles on the wings:

$$10^\circ \leq i \leq 15^\circ \Rightarrow \alpha_1 = 20.7^\circ$$

$$15^\circ \leq i \leq 26^\circ \Rightarrow \alpha_1 = 19.5^\circ$$

$$26^\circ \leq i \leq 45^\circ \Rightarrow \alpha_1 = 18.4^\circ$$

$$\alpha_2 = 26.6^\circ$$

The experiment has shown: first, a layer on the upper surface of the wing as regards low incidences and the start of the formation of vortex structures with steadily flowing thin streams becoming separated from each other and heading towards the leading edges. Furthermore, the formation of two vortices since all wings under investigation has a non-preferential apex angle. Moreover, for  $i > 45^\circ$  the two vortices overlap each other. Therefore, this leads to the appearance of the torch phenomenon (spiralling effect) constituting the disappearance of the intervortex zone.

The exterior secondary system is less significant than and not as dense as the main system and is the first one to deteriorate.

The law of filiations is examined between the two systems: the angle of the secondary system begets that of the main system.

The breakdown evolves in relation to the incidence. It is a function

of the apex angle: the greater the apex angle, the sooner the breakdown takes place (Figures 5 and 6).

As regards moderated angles of incidence, the vortex structures of the aerofoil wing and of the canard surface remain separated.

When the angle of attack increases, the vortices coming from the canard plan evolve closer to the surface of the rear section of the aerofoil wing and towards its exterior.

As regard high incidence, the merging process of the two vortex structures begins at about the aerofoil wing: this leads to the fact that no more than one sole vortex structure exists on the surface of the aerofoil wing being the result of the joining of the other two structures.

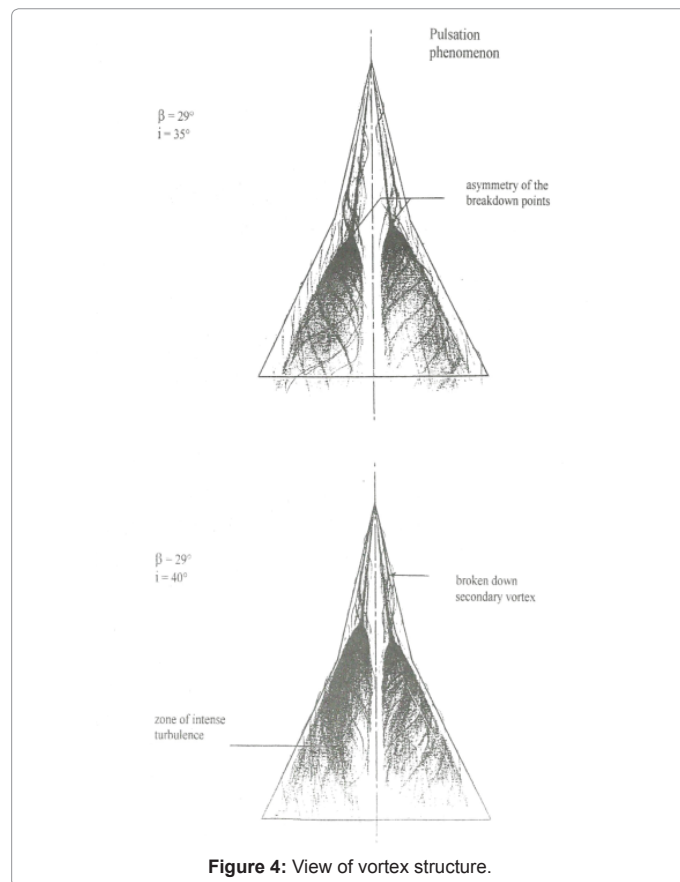


Figure 4: View of vortex structure.





Figure 5: Vortex structure in upper surface of wing view for  $\beta=45^\circ, i=30^\circ, \alpha_1=30^\circ$ .





## Conclusion

Those vortex flows which are developed on such double-delta or delta-canard-wing-body configurations are quite complex: vortex flows can, of course, be observed on the leading edges of the airfoil wing, but they also appear on the leading edges of the canard-wing. These two vortex structures interact with one another [9].

Giving prominence to the preferential nature of those intervortex angles present on the upper surface of cones constitutes, moreover, a generalisation—as regards the basic three-dimensional cone—formed from observations previously made at valenciennes on delta and ogival wings; it has thereby been revealed that vortex behaviour has something of a universal nature.

At the present time, no complete theoretical approach seems to be sufficiently adequate to provide a straightforward explanation of the remarkable simplicity of these findings [10].

In other respects, it would appear interesting to recall that those particular spatial organisations of vortex structures citing the concept of preferential angles also appear in stand and theories on hydrodynamics and aerodynamics as in, for example, those governing aerodynamic drag. In such slipstreams, the crests of the waves, in the form of curvilinear triangles, will in fact each disappear at two counter-flow points, the alignment of which, along two right-hand sides constituting the raised edges of the slipstream, reveals a double angle of  $19.4^\circ$  in relation to the axis of the same slipstream [11-28].

A large number of questions remain to be investigated; further research can be undertaken in particular into the link between interior and exterior vortex structures. In addition, the least resistance of secondary vortices in relation to the breakdown inevitably calls for experimenting with other possible elementary combinations of slender bodies that would enable the appearance of the breakdown to be delayed. Some studies would even show the existence of a supplementary vortex torque.

## References

1. Werle H (1986) Visualization of unsteady flows in water tunnels of ONERA using quantitative methods to facilitate their exploitation. ONERA, Note technique.
2. Werle H (1986) Delamination structures on cylindrical wings. La Recherche Aérospatiale 3: 13-19.
3. Werle H (1987) Transition and turbulence (hydrodynamic visualizations). ONERA Note technique.
4. Werle H (1965) Vortices very slender thin wings. La Recherche Aérospatiale 109: 3-12.
5. Werle H (1989) Vortex interactions on delta wings fixed or oscillating (hydrodynamic visualizations). La Recherche Aérospatiale 2: 43-48.
6. Werle H, Gallon M (1976) Study by viewing various hydrodynamic processes control of separated flows. La Recherche Aérospatiale 2: 75-94.
7. Werle H (1962) Peeling on the body of revolution at low speed. La Recherche Aéronautique 90: 1-14.
8. Solignac JL, Pagan D, Molton P (1983) Review of some properties of the flow on the upper surface of a delta wing. Rapport technique.
9. Solignac JL, Pagan D, Molton P (1982) Fundamental study on the formation and flow of vortex structures, basic experience and modeling. ONERA Direction Aérodynamique.
10. Solignac JL, Pagan D, Molton P (1989) Experimental study of flow in the extraction of a delta wing in incompressible regime. La Recherche Aérospatiale 6: 47-65.
11. Delery J, Pagan D, Solignac JL (1987) The bursting of the vortex generated by the delta wing. Baden 6.
12. Stahl WH (1993) Experimental investigations of asymmetric vortex flows behind elliptic cones at incidence. AIAA Journal 31: 966-968.
13. Stahl W (1990) Suppression of vortex asymmetry behind circular cones. AIAA Journal 28: 1138-1140.
14. Stahl WH, Mahmood, Asghar A (1990) Experimental Investigations of the Vortex Flow on Very Slender, Sharp-edged Delta Wings at High Incidence. DLR-Interner Bericht.
15. Stahl WH, Mahmood, Asghar A (1992) Experimental investigations of the vortex flow on delta wings at high incidence. AIAA Journal 30: 1027-1032.
16. Stahl WH, Hartmann K (1990) Development to testing and a Nasengeometric for missiles with large anstelling. German Aerospace Research Establishment, Cologne, Germany.
17. Ayoub A, Mclachlan BG (1987) Slender delta wing at high angles of attack - A flow visualization study. NASA Technical Reports Server (NTRS).
18. Rediniotis OK, Stapountzis H, Telionis DP (1993) Periodic vortex shedding over delta wings. AIAA Journal 31: 1555-1562.
19. Morteveille A, Tournier L (1985) Behavior of slender cones at high incidence. Rapport Université de Valenciennes.
20. Pagan D, Benay R (1988) Numerical study of vortex breakdown subject to pressure gradients. La Recherche Aérospatiale.
21. Leray M, Deroyon MJ, Deroyon JP, Minair C (1985) Angular stability criteria of a helical vortex or a pair of vortices rectilinear angles privileged role in the optimization of wings, sails, hulls of aircraft and ships. Bulletin de l'ATMA, 85: 511-529.
22. Minair C (1987) Preferred angles, great invariants and universals: an approach based on fluid dynamics, aesthetics and physiological biology. Université de Valenciennes France.
23. Abene A (1988) Documents vidéographique et photographique graduate (vortices formed on the upper surface of various slender body (ribbed wings, cones, cylinders cones). University of Valenciennes France.
24. Abene A (1990) Systematic study of the positions and the stability of vortex structures above ribbed wings and cones. University of Valenciennes France.
25. Abene A, Dubois V (2012) Fundamental aspects of the vortex flow on cones. Aerosp Sci Technol 22: 1-8.
26. Benkir M (1990) Persistence and destruction of vortices concentrated or partial over delta wings. University of Valenciennes France.
27. Bergmam A, Hummel D, Gelker HCH (1990) Vortex formation over a close-coupled canard-wing-body configuration in unsymmetrical flow. AGARD-CP-49414.
28. Ericsson LE, Reding JP, Guenther RA (1971) Analytic Difficulties in Predicting Dynamic Effects of Separated Flow. J Spacecraft Rockets 8: 872-878.