

Selectivity, Thermodynamic and Anisotropic Properties of Substituted Liquid-Crystal Cyanoazoxybenzenes as Stationary Phases for Gas Chromatography

Kuvshinova SA^{1*}, Burmistrov VA¹, Novikov IV¹, Alexandriysky VV¹ and Koifman OI^{1,2}

¹Research Institute of Macrocyclic Compounds, Ivanovo State University of Chemistry and Technology, Sheremetevskii pr. 7, Ivanovo, 153000 Russia

²Institute of Solutions Chemistry, Russian Academy of Sciences, Russia

Abstract

Herein we discuss physical properties of 4-(ω -hydroxyalkoxy)-4'-cyanoazoxybenzene homologs. 1D and 2D correlation NMR spectroscopy (in particular, ¹H, ¹⁵N-HMBC experiment) have allowed elucidation of structure of the prepared rod-like supramolecular cyanoazoxybenzenes. Mesomorphic properties of the compounds have been studied by means of polarization thermomicroscopy and differential scanning calorimetry. All the studied cyanoazoxybenzenes have revealed enantiotropic nematic mesomorphism over wide temperature range. Nematic mesophase of the eighth homolog has possessed large positive dielectric anisotropy. Introduction of small amounts of the prepared cyanoazoxybenzenes as additive has stabilized the mesophase and has increased the dielectric anisotropy of 4-pentyloxy-4'-cyanobiphenyl. Gas-liquid chromatography studies have shown that sorbents based on 4-(2-hydroxyethyloxy)-4'-cyanoazoxybenzene are highly selective towards various structural isomers; that cannot be achieved using conventional nematic liquid crystals. Thermodynamic evidence of specific interactions between the mesogen and the non-mesomorphic sorbate has been discovered.

Keywords: Mesogen; Azoxybenzene; Hydrogen bond; Position isomerism; NMR spectroscopy; Nematic phase; Supramolecule; Dielectric anisotropy; Double refraction; Sorbent; Structural selectivity

Introduction

Modern supramolecular chemistry is among most dynamically developing branches of science [1-5]. It includes study of chemical, physical, biological, and other aspects of complex chemical systems linked together via intermolecular (non-covalent) interactions. Hydrogen bond occupies a special place among diverse non-covalent interactions (van der Waals and donor-acceptor ones, coordination bonding involving metal ions, etc.). Being stereospecific, relatively strong, and dynamic, hydrogen bond has been recognized as key interaction in supramolecular systems [6].

Intermolecular hydrogen bonds are crucially important in formation of liquid-crystalline materials as well, as supramolecular self-assembly may result in emergence of novel properties: phase transitions, photoinduced effects, conductivity, proton transport, etc. In view of this, liquid crystal systems linked via hydrogen bonds are considered typical objects of supramolecular chemistry, as mesomorphism can be discussed regarding a sufficiently populated supramolecular assembly [7-9].

Liquid-crystalline molecular associates may be formed either of identical molecules (Figures 1a-c) or of chemically different compounds (Figure 1d).

Studies of Bennet [10] and Gray [11] pioneered in study of liquid crystals based on aromatic carboxylic acids and cinnamic acid; such materials exhibit mesomorphism due to formation of cyclic dimers linked via hydrogen bonds (Figure 1a). Mesogenic dimer is the simplest assembled form of supramolecular liquid crystals, the most widespread, and the best studied [12-15]. Amides are known to form supramolecular chains via hydrogen bonding [16] (Figure 1b), whereas polyhydric alcohols (sugars [17-20], hexahydroxycyclohexane [21], and diols [22-24]) may form layered structures (Figure 1c).

Supramolecular mesogens formed via the molecular recognition of involving various compounds are by far more numerous [25,26]

(Figure 1d). Such binary systems may consist of two liquid-crystalline [27,28], two non-mesomorphic [29], or a liquid-crystalline and a non-mesomorphic [30,31] components. Noteworthy, azaheterocyclic compounds (derivatives of pyridine, azopyridine, and 4,4'-bipyridine) have been recognized as the most promising non-mesogenic building blocks [32-38]. In all the cases formation of strong hydrogen-bound complex are reflected by special properties of a liquid-crystalline product, distinct from these of the starting components.

Our group has contributed to investigation of liquid-crystalline systems involving hydrogen bonds as well [39,40]. We have extended the range of conventional reactive polar substituents constituting the discussed systems by synthesis study of mesogenic derivatives of azobenzene, benzylideneaniline, phenylbenzoate, and biphenyls containing aldehyde, aldoxime, epoxy, and other terminal groups [41,42]. The self-assembly via hydrogen bonding to form polymeric supramolecular assemblies was aided by the prepared bifunctional mesogenic compounds bearing at least two specifically interacting complementary fragments in the molecule [43-45]. We ruled out certain regularities of the self-assembly effect on mesomorphic, volume, rheological, dielectric, orientation, and sorption properties of the functional liquid crystals [46-49]. We generalized the most significant results of our studies and denoted the promising fields of practical applications of supramolecular mesogenic structures [50].

***Corresponding author:** Sofya A Kuvshinova, Research Institute of Macrocyclic Compounds, Ivanovo State University of Chemistry and Technology, Sheremetevskii pr. 7, Ivanovo, 153000 Russia, Tel: +79109810792; Fax: +79109810792; E-mail: sofya.kuv@yandex.ru

Received January 24, 2016; Accepted February 03, 2016; Published February 10, 2016

Citation: Kuvshinova SA, Burmistrov VA, Novikov IV, Alexandriysky VV, Koifman OI (2016) Selectivity, Thermodynamic and Anisotropic Properties of Substituted Liquid-Crystal Cyanoazoxybenzenes as Stationary Phases for Gas Chromatography. J Chromatogr Sep Tech 7: 314. doi:10.4172/2157-7064.1000314

Copyright: © 2016 Kuvshinova SA, et al. This is an open-access article distributed under the terms of the Creative Commons Attribution License, which permits unrestricted use, distribution, and reproduction in any medium, provided the original author and source are credited.

Analysis of the available reference literature on supramolecular liquid crystals has revealed that majority of the published reports have discussed preparation and formation conditions of supramolecular mesophases as well as phase diagrams of binary mixtures of the complementary components, identification of the mesophases, and variation of phase transition temperature. However, the information on the effect of specific interactions on physical properties of supramolecular liquid crystals has been scarce so far.

The azoxybenzenes class is of significant fundamental and applied importance among organic mesomorphic substances. Some of their properties, including high thermal stability, wide temperature range of mesomorphism, good miscibility with other mesogens, and sufficiently low viscosity make them promising materials for nonlinear optics [51-53] and gas chromatography [54] applications.

In this work we present the studies of physical properties of compounds containing two benzene rings bridged by azoxy group as a molecule core, the end groups being -CN and -ROH (R stands for hydrocarbon spacer) (Figure 2); possible practical applications of these compounds are discussed as well.

A special feature of the discussed compounds is the presence of two polar reactive substituents, allowing for further chemical modification to give functional materials with desired mesogenic properties as well as those based on macroheterocycles suitable for advanced technical and scientific applications.

In particular, the interaction of epichlorohydrin and epoxy function allows introduction of the oxirane heterocycle at the aliphatic

substituent of cyanoazoxybenzenes **1a-e**. Such mesogens may be efficient stabilizers in compositions based on thermoplastic polymers.

Introduction of the terminal acryloyl moiety via interaction of the studied azoxybenzenes **1a-e** with acryloyl chloride results in formation of fairly promising monomers suitable for development of smart light-controlled liquid-crystalline polymers that may be used for reversible or irreversible black-and-white or color information recording and storage, optical memory systems, display technology, optoelectronics, holography, etc.

Crownether-containing monomers based on reactive azoxybenzenes **1a-e** allow preparation of multi-functional photochromic-ionophore liquid-crystalline copolymers for development of self-assembled photo-controlled sensor devices. On the other hand, hydrolysis of the -CN group yields carboxylic acids, the corresponding acyl chlorides being capable of the reactions with reactive substituents of porphyrins and phthalocyanines, thus opening vast opportunities for structure modification of macroheterocyclic compounds to provide various functional materials.

Experimental

Preparation, modification and mesomorphic properties

Preparation of 4-(ω -hydroxyalkyloxy)-4'-cyanoazoxybenzenes was described elsewhere [55]. The mesogens were purified by recrystallization from ethanol followed by incubation under residual pressure of 200 Pa at the temperature of mesophase existence during 12 h. The sufficient purity of the prepared specimens was judged by the absence of the impurities signals in the NMR spectra, the constant temperature of nematic-isotropic phase transition (T_{NI}) after repeated purification steps, and no disintegration into the nematic (N) and isotropic (I) phases in the course of the phase transition.

^1H , ^{13}C , and ^{15}N NMR spectra were registered using a Bruker Avance III-500 instrument in CDCl_3 at 35°C . The carbon ($\delta_{\text{C}}=77.00$ ppm) and residual proton ($\delta_{\text{H}}=7.27$ ppm) signals of the solvent and liquid ammonia ($\delta_{\text{N}}=0.0$ ppm) were used as internal and external references, respectively. All the experiments were run according to the manufacturer recommendation. The evolution time in HMBC ^1H - ^{13}C and ^1H - ^{15}N experiments was of 60 and 125 ms, respectively.

Phase transition temperatures of the individual liquid crystals and the binary mesogens systems were measured using polarization thermomicroscopy (PTM) and differential scanning calorimetry (DSC) techniques. The determined temperatures were further checked during gas-liquid chromatography and dielectric constant measurement experiments.

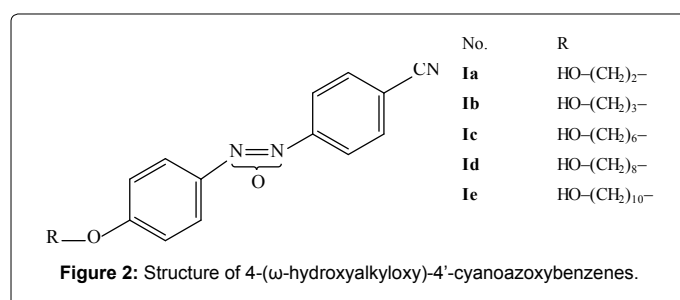
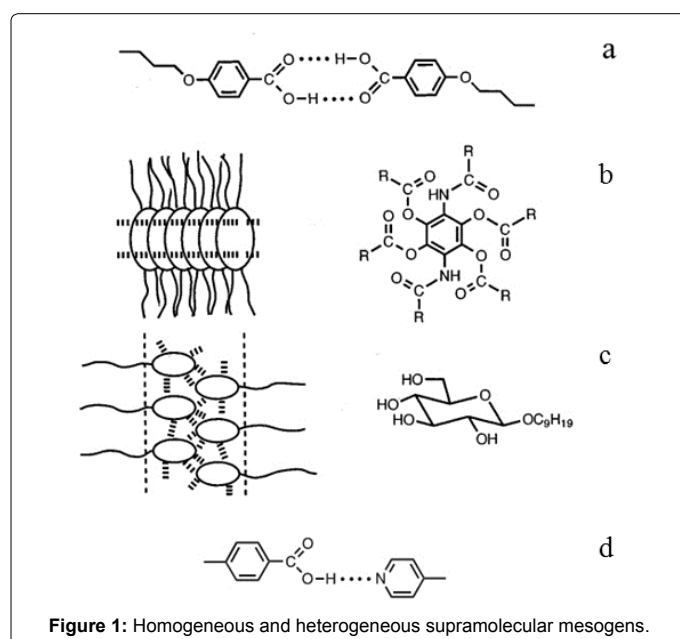
The PTM studies were performed using a Polam L211 polarization microscope equipped with a temperature stage allowing heating at 0.1-3.5 deg/min rate over a wide temperature range of 0-500°C as well as prolonged incubation of a specimen at a desired temperature. The accuracy of temperature reading was of $\pm 0.1^\circ\text{C}$.

DSC curves were recorded using a DSC 204 F1 Phoenix calorimeter; the heating and cooling experiments were performed at 30-350°C at the rate of 5 deg/min.

The mixtures of 4-pentyloxy-4'-cyanobiphenyls (5OCB) with **1a-e** were prepared by weighing using a MP 20 (accuracy of 0.05 mg) and Sartorius Genius ME215 P (0.01 mg) balances. Liquid-crystalline substance 5OCB (Aldrich) was used as received.

Dielectric properties and birefringence

Static dielectric constants of compound **1c** and nematic binary mixtures in the mesomorphic and isotropic liquid states was measured



taking advantage of dielectric technique using a constant-temperature cell consisting of two parallel 19.6 mm² plates separated by a 0.25 mm gap filled with a tested substance. The specimen orientation was aided by a 2000 G electromagnet. The cell capacitance was measured with a LCR-817 (INSTEK) instrument at 1000 Hz and 1.2 V. The cell was calibrated using reference compounds with known dielectric constant. The dielectric constant was calculated as follows:

$$\varepsilon = \frac{C_X - C_M}{C_W}$$

with C_X being capacitance of the cell with the studied specimen; C_M being wiring capacitance as determined from the cell calibration; and C_W being capacitance of the cell working distance from the calibration.

In order to estimate the dielectric anisotropy $\Delta\varepsilon = \varepsilon_{\parallel} - \varepsilon_{\perp}$ we performed the measurements parallel (ε_{\parallel}) and perpendicular (ε_{\perp}) to the nematic liquid crystal director, over a range of temperatures set up using an UH-16 thermostat. The relative error of dielectric constant measurement was of 1%, $\Delta\varepsilon$ calculated using statistics methods was of 3%.

Birefringence of a liquid-crystalline materials was expressed as $\Delta n = n_e - n_o = n_{\parallel} - n_{\perp}$. Refractive indexes of ordinary ray in the mesomorphic state $n_o = n_{\perp}$ and in the isotropic phase n_{is} were determined using a constant-temperature Abbe refractometer at 589 nm with accuracy of ± 0.0005 . Surface of the refractometer prisms was rubbed in order to facilitate the specimen orientation. Refractive index of extraordinary ray $n_e = n_{\parallel}$ was calculated using the equation for the average value $n^2 = \frac{n_e^2 + 2n_o^2}{3}$, the latter being determined via n_{is} extrapolation to the range of nematic phase. The error of birefringence determination was of 0.5% (n) and 1.0% (Δn).

Gas-liquid chromatography

4,4'-Dimethoxyazoxybenzene **LC-1** (Aldrich) was used as received. 4-Propyloxy-4'-cyanoazoxybenzene **LC-2** was prepared as described elsewhere [56].

Mesogens **LC-1**, **LC-2**, and **Ia** (9.95 wt.%) were applied onto a solid stationary phase Chromaton N-AW (0.40-0.63) via evaporation of the chloroform solution. The so prepared sorbent was introduced into metal 1 m \times 3 mm columns under vacuum. Each column was conditioned during 6 hr at the highest operating temperature.

Retention time of the sorbates (*p*- and *m*-xylene and 3- and 4-methylanisole as well as isomeric *изомерные* lutidins and picolines) was measured using a Shimadzu GC-2014 gas chromatograph equipped with a flame ionization detector, helium being the carrier gas. Shimadzu GC-solution Chromatography Data System Version 2.4 software allowed setting the column, evaporator, and detector temperatures (at 0-400°C with accuracy of $\pm 0.1^\circ\text{C}$) as well as feed and pressure of the carrier gas at the column input and output; the retention time was determined with accuracy of 0.5 s. An autosampler Shimadzu AOC-20i syringe Shimadzu (10 μL) was used to apply small volume of the sorbates (no more than 0.1 μL) to the column so that the experiment conditions matched the limiting dilution and the sorbate concentration was within the linear range of the dissolution isotherm. The dead (void) time was determined using propane as reference.

For physico-chemical parameters of the sorbates, the corresponding *A*, *B*, and *C* coefficients in the Antoine equation, and procedures of calculation of the sorbates saturated vapor pressure and thermodynamic sorption parameters [57].

Results and Discussion

Identification and mesomorphic properties

Structures of azoxybenzenes **Ia-e** were elucidated by means of NMR spectroscopy. The ¹H NMR spectra contained the duplicated set of signals of *para*-disubstituted benzene rings (the AA'BB' system) pointing at formation of the isomers A and B differing in oxygen position under the preparation conditions. Integration of the ¹H NMR spectra of samples **Ia-e** revealed that the A/B ratio was almost equimolar (Figure 3).

The presence of nitrogen atom in the compounds **Ia-e** allowed elucidation of their structure by means of the ¹H,¹⁵N-HMBC experiment optimized for the spin-spin coupling constant of 4 Hz revealing the ¹H-¹⁵N interactions via several bonds. Noteworthy, the signals of cyano group nitrogen were not observed in the spectra when using the indirect detection of ¹⁵N, likely due to the low value of heteronuclear spin-spin interaction constant. However, the presence of C \equiv N groups was confirmed by ¹³C NMR spectra containing characteristic signals at the 118 ppm region. On the other hand, appearance of the ¹⁵N signals at 310-330 Hz evidenced about formation of azoxy derivatives. It is known that the signal of the oxidized nitrogen atom (=NO-) of azoxybenzenes experienced an upfield shift in the ¹⁵N NMR spectra [58,59]. Hence, the structure of isomers A and B as well as their ratio could be elucidated from the available spectral data (Figure 4).

We attempted separation of isomers of supramolecular azoxybenzenes **Ia-e** via recrystallization from ethanol or benzene as well as via column chromatography on alumina (methylene chloride as eluent) or on silica gel (diethyl ether-chloroform-benzene-ethanol-acetic acid 1:1:1:0.25:0.25 as eluent). However, the isomers ratio of compounds **I** was not changed upon the purification, likely due to the structural features. The presence of hydroxyl groups capable of strong specific interactions in compounds **I** seemed to level off the differences in the solvation and elution behavior originating from structure of the bridging groups Table 1.

Phase transitions temperature of 4-(ω -hydroxyalkyloxy)-4'-cyanoazoxybenzenes **Ia-e** and their structural analogs 4-alkyloxy-4'-cyanoazoxybenzenes as determined by the PTM method are collected in Table 1. The tabulated data revealed significant influence of the terminal groups on the phase transitions temperature. First, the active substituent stabilized the nematic phase. In particular, whereas the higher homologs of "conventional" cyanoazoxybenzenes were smectic-nematic, the bifunctional azoxybenzenes **Ia-e** exhibited nematic mesomorphism even in the case of compound **Ie** with 10 carbon atoms in the aliphatic fragment. Moreover, introduction of the terminal hydroxyl group resulted in increase of the phase transitions temperature, the increase being more prominent for the nematic-isotropic transition; hence, the temperature range of existence of the anisotropic phase was expanded. That could be due to appearance of sufficiently strong hydrogen bonds. Two types of interaction were possible: the chain-like "head to tail" association and the "tail to tail" dimerization (Figure 5). In the both cases the effective anisotropy of molecular polarizability was expected to increase, and the mesophase thermal stability should have been enhanced. Additionally, that should have resulted in significant restriction of the aliphatic fragments mobility and their higher orientation ordering.

DSC data demonstrated that energy of the nematic-isotropic phase transition of supramolecular azoxybenzenes **Ia-e** was of 2.64-2.87 kJ/mol, significantly higher than that of the azoxybenzenes not containing terminal OH groups in the aliphatic fragment and hence not capable of

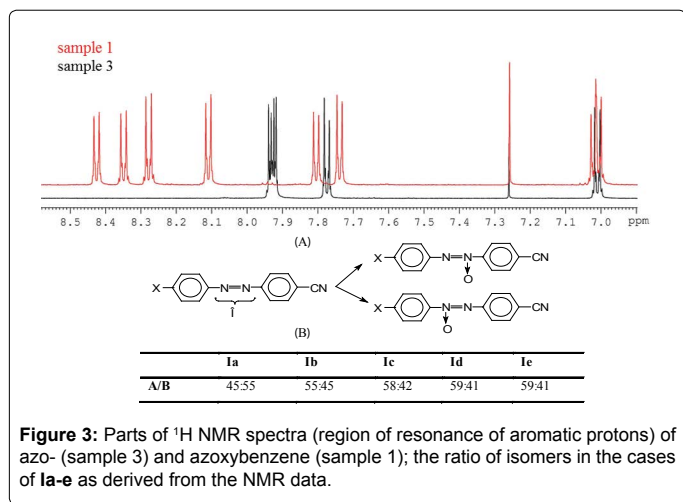


Figure 3: Parts of ^1H NMR spectra (region of resonance of aromatic protons) of azo- (sample 3) and azoxybenzene (sample 1); the ratio of isomers in the cases of **Ia-e** as derived from the NMR data.

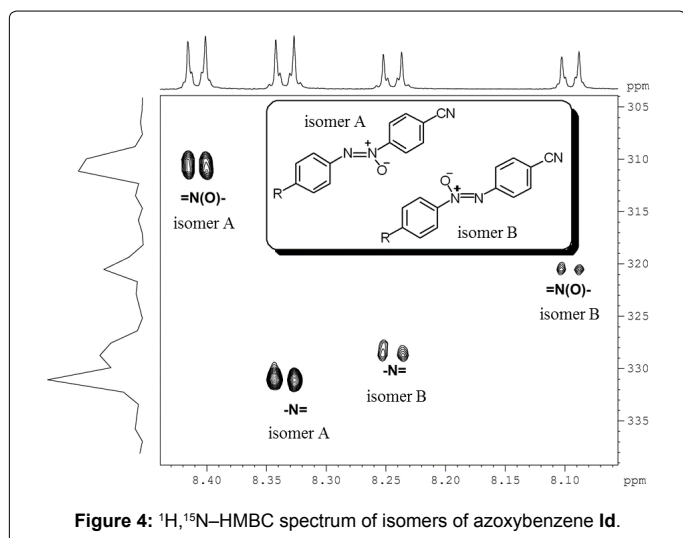


Figure 4: ^1H , ^{15}N -HMBC spectrum of isomers of azoxybenzene **Id**.

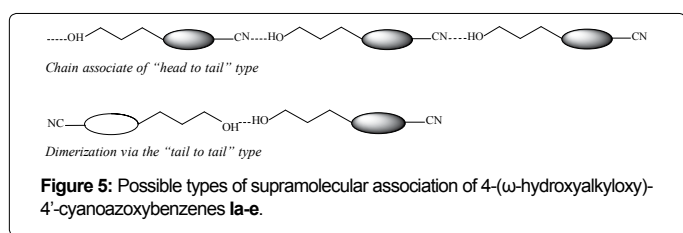


Figure 5: Possible types of supramolecular association of 4-(ω -hydroxyalkyloxy)-4'-cyanoazoxybenzenes **Ia-e**.

Compound	Isomers ratio		Phase transitions temperature, $^{\circ}\text{C}$		Compound	Phase transitions temperature, $^{\circ}\text{C}$	
	I-A	I-B	C \rightarrow N	N \rightarrow I		C \rightarrow N	N \rightarrow I
Ia ($n=2$)	45	55	136.6	188.1	$n=2$	169.5	179.0
Ib ($n=3$)	55	45	124.5	167.0	$n=3$	127.5	156.5
Ic ($n=6$)	58	42	127.5	166.4	$n=6$	114.0	
Id ($n=8$)	59	41	117.6	150.3	$n=8$	C 70.8 S 120.4 N 133.7 I	
Ie ($n=10$)	59	41	111.3	138.0	$n=9$	C 73.5 S 119.5 N 127.7 I	

Table 1: Temperature of phase transitions of azoxybenzenes **I** and their structural analogs (accuracy of $\pm 0.1^{\circ}\text{C}$).

the self-assembly via hydrogen bonding (0.85-1.37 kJ/mol). The high enthalpy of the phase transition from the ordered liquid-crystalline state into the disordered isotropic liquid was likely due to disruption of the intermolecular hydrogen bonds.

Anisotropic properties

Operation parameters of visual indication devices taking advantage of electrooptical effects of liquid crystals depend on anisotropy of dielectric properties of the mesogens. Therefore, measurement of components of dielectric permittivity tensor is of primary importance for development of new materials and estimation of their potential. In view of that, we studied static dielectric permittivity of 4-(8-hydroxyoctyloxy)-4'-cyanoazoxybenzene **Id** (Figure 6).

The studied compound **Id** revealed positive dielectric permittivity anisotropy $\epsilon_{\parallel} > \epsilon_{\perp}$ and sufficiently high dielectric constant value, due to the presence of highly polar cyano group in the terminal fragment. Phase transitions temperature determined using dielectric method coincided well with those determined by thermomicroscopy.

In the case of conventional 4-octyloxy-4'-cyanoazoxybenzene $\Delta\epsilon=9.5$ [56] at $T_{\text{red}}=T-T_{\text{NI}}=-7^{\circ}\text{C}$. Introduction of terminal hydroxyl group increased the $\Delta\epsilon$ value up to 11.8 in the case of compound **Id**. That could be due to both the increase of overall dipole moment of the molecule upon addition of a polar hydroxyl group and significant changes of nature of the association processes in the nematic and isotropic phases of supramolecular azoxybenzenes as compared to their analogs not capable of self-assembly.

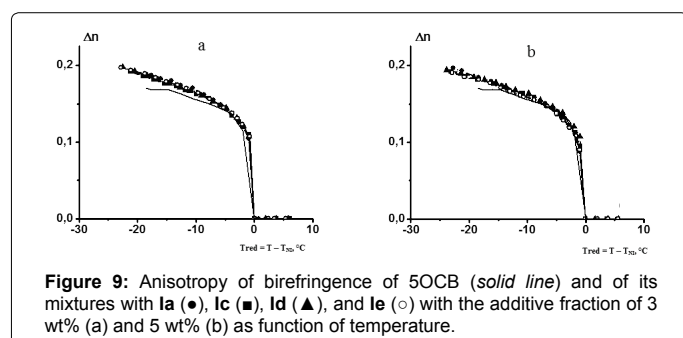
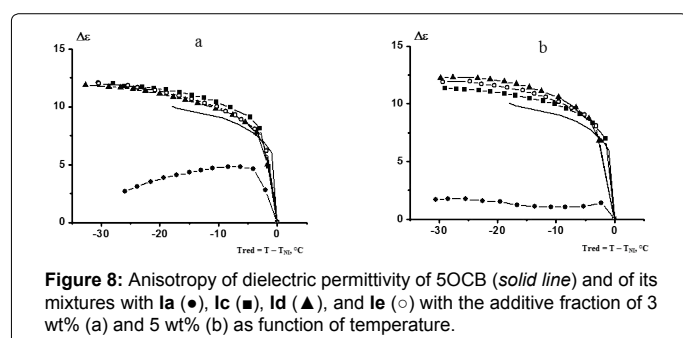
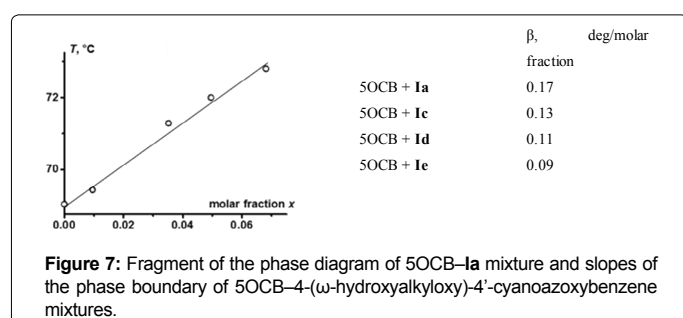
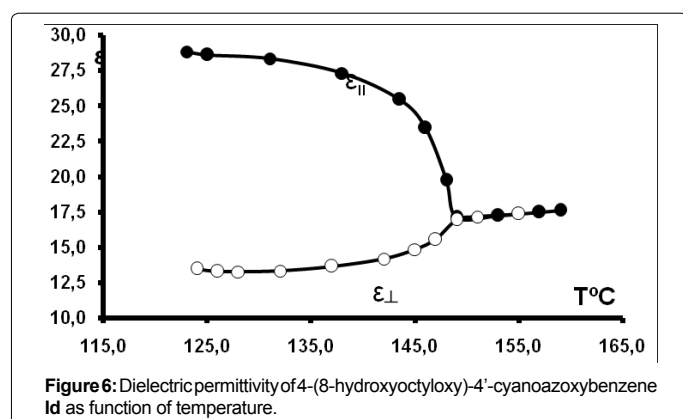
The high temperature of mesophase existence complicates the application of compounds **I** in pure form. In view of that, investigation of efficiency of bifunctional azoxybenzenes **Ia-e** as dopants of low-temperature cyanobiphenyls is of definite interest. In particular, we studied the influence of compounds **Ia-e** on mesomorphic and anisotropic properties of their mixtures with 4-pentyloxy-4'-cyanobiphenyl (5OCB).

Figure 7 displays a part of phase diagram of the 5OCB + **Ia** mixture and the values of slope of the phase boundary of the 5OCB + 4-(ω -hydroxyalkyloxy)-4'-cyanoazoxybenzene mixtures. We found that compounds **Ia-e** were fully miscible with 5OCB and stabilized the mesophase. The highest stabilizing effect was revealed in the case of compound **Ia**, and compound **Ie** was the least efficient stabilizer; seemingly, the effect was determined by the azoxybenzenes geometry parameters.

We obtained temperature dependences of static dielectric permittivity and refractive indexes of the studied systems; they were recalculated into the data on dielectric anisotropy $\Delta\epsilon$ and birefringence Δn , respectively (Figures 8 and 9). The temperature dependences of ϵ , n , $\Delta\epsilon$, and Δn were typical of mesomorphic materials; addition of hydroxyl-containing components **Ic-e** resulted in enhancement of dielectric anisotropy and birefringence.

Selectivity and thermodynamics of dissolution of structural isomers in liquid-crystalline azoxybenzenes

Doping of composite liquid-crystalline materials is not the only possible practical application of 4-(ω -hydroxyalkyloxy)-4'-cyanoazoxybenzenes **Ia-e**. Due to wide range of the mesophase existence and low viscosity, liquid-crystalline azoxybenzenes are widely used as stationary phases in gas chromatography for analytical separation of structural isomers of organic compounds [60]. 4,4'-Methoxyethoxyazoxybenzene (MEAB) exhibiting the factor of structural selectivity towards meta-para xylenes separation (1.13



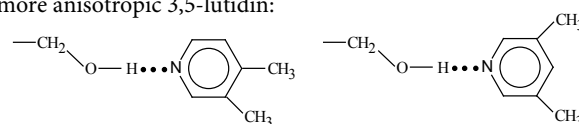
in the nematic phase) is among the most selective liquid crystals for chromatography applications [61]. That allows separation of xylenes using a 1 m column, the operation being often impossible using 10-15 m conventional capillary columns. Such excellent selectivity is due to the absence of extensive regions of low ordering in the MEAB mesophase, the reason for the perfect ordering being the short and limitedly mobile aliphatic substituents (methoxy and ethoxy) of this mesogen. Hence, the orientation ordering over the liquid-crystalline sample volume and steric limitations for the separated sorbates are leveled off.

At the same time, the MEAB selectivity is not sufficient for gas chromatography separation of certain multicomponent mixtures. We have earlier demonstrated that taking advantage of supramolecular factor of structural selectivity allows for efficient analytical separation of xylene isomers as well as higher-boiling compounds: *p*- and *m*-cresols, *p*- and *m*-methylanisoles, 3,4- and 3,5-lutidins, etc. [62]. In view of that, MEAB analogs capable of self-assembly via the active terminal groups are of definite fundamental and applied interest.

Using the gas chromatography experiment data (retention times of pairs of structural isomers) we determined the highest coefficients of structural selectivity α of a sorbent containing 4-(2-hydroxyethyloxy)-4'-cyanoazoxybenzene **Ia** as stationary phase (Table 2).

The experimental results demonstrated excellent selectivity of the sorbent based on 4-(2-hydroxyethyloxy)-4'-cyanoazoxybenzene **Ia** towards isomers of high-boiling organic compounds ($\alpha=1.75$ in the case of 3,4- and 3,5-lutidins) and high selectivity towards separation of *para*- and *meta*-xylenes ($\alpha=1.12$). Hence, mesogen **Ia** is a promising liquid-crystalline stationary phase to be used for quantitative analysis of mixtures of organic compounds [55].

Noteworthy, sorption behavior of isomeric lutidins was remarkably different from that of xylenes, methylanisoles, and cresols. In particular, the less anisotropic 3,4-lutidin revealed higher retention time as compared to the more anisotropic 3,5- isomer. Moreover, the separation coefficient of lutidins was higher than that of other sorbate pairs. Those peculiarities evidenced that specific interactions of the electron-donating sorbate and the proton-donating terminal group of the mesogen should be accounted for along with the steric separation factor in the case of sufficiently basic sorbates. Indeed, 3,4-lutidin incorporation in the stationary phase was favorable over the interaction of more anisotropic 3,5-lutidin:

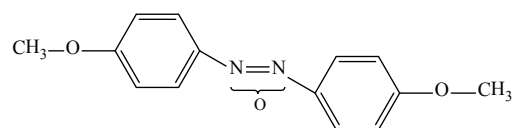


At the same time, the integral structural selectivity towards separation of pyridine derivatives could be affected by the following factors:

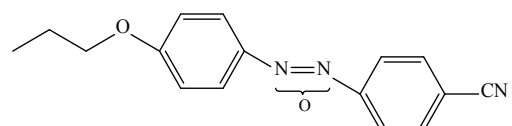
1. purely steric limitations;
2. selective dipole-dipole interactions;
3. selective specific interactions;
4. supramolecular effect.

In order to elucidate contributions of the above-listed factors, we studied dissolution selectivity and thermodynamics of electron-donating isomeric lutidins and picolines in the stationary phases based on the following nematic azoxybenzenes:

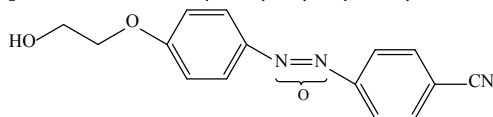
- low-polar “conventional” 4,4'-dimethoxyazoxybenzene **LC-1**



- high-polar “conventional” 4-propyloxy-4'-cyanoazoxybenzene **LC-2**



• supramolecular 4-(2-hydroxyethoxy)-4'-cyanoazoxybenzene **Ia**



We calculated the Herington coefficients of structural selectivity from the gas chromatography experiment data (Table 3).

Supramolecular liquid-crystalline material **Ia** exhibited the highest selectivity. Decrease of the overall structural selectivity of **LC-2** as compared to **LC-1** was likely due to the increase of the terminal alkyl substituent length resulting in appearance of the regions of deteriorated orientation ordering.

We recalculated the retention experimental data into thermodynamic parameters of dissolution of isomeric lutidins and picolines (Tables 4-6).

Peculiarities of thermodynamic compensation effect were analyzed by plotting the dataset in the $-\Delta\bar{H}_2^\infty = f(-T\Delta\bar{S}_2^\infty)$ coordinates (Figure 10). The data unequivocally evidenced about prevailing of the entropy factor in dissolution of isomeric pyridine derivatives, due to steric limitations imposed by a liquid-crystalline matrix.

Contribution of the hydrogen bond strength between the liquid crystal and the non-mesogen into the retention selectivity we performed quantum-chemical simulation of mesogens, sorbates, and their complexes (Figure 11). Geometry optimization as well as computation of the force field and the vibrations frequency was performed taking advantage of the DFT method (B3LYP hybrid functional) with the Dunning split-valence basis set cc-pVTZ. The simulation consisted of two stages: first, the starting geometry was optimized using the Hartree-Fock method; second, the configurations corresponding to the minima at the potential energy surface were used as starting ones for DFT analysis. The simulation was performed using PC GAMESS software [63]. Data input preparation and results processing were carried out using Chem Craft software [64].

The simulation demonstrated that the bond energy was almost the same in all the complexes. That confirmed the previously discussed prevailing of the steric factor over the energy one in dissolution of the isomeric lutidins and picolines. Hence, the factor of steric limitations on the sorbate incorporation into the liquid-crystalline stationary phase was crucial to determine efficacy of separation of the electron-donating pyridine derivatives. The prominent selectivity was due to the high orientation ordering of the terminal substituents resulting from either their short length or the supramolecular hydrogen bonding interaction of the complementary groups.

Conclusion

In this work we have presented the studies of structure and physical properties of supramolecular 4-(ω-hydroxyalkoxy)-4'-cyanoazoxybenzenes. The prepared compounds contain terminal -CN and -OH groups in a single molecule. These groups are highly reactive, allowing for the structure modification to afford synthons for targeted synthesis of novel macroheterocyclic and mesogenic materials. Furthermore, these terminal substituents are capable of specific intermolecular interactions.

We have demonstrated that self-assembly of azoxybenzenes **Ia-e** containing active functional substituents decreases the tendency of the material to form smectic phase, enhances thermal stability of the nematic phase, and increases the dielectric anisotropy. Doping of

Isomers	Column temperature, °C	α
<i>p</i> - and <i>m</i> -xylene	103.9	1.12
<i>p</i> - and <i>m</i> -methylanisole	105.6	1.1
3,4- and 3,5-lutidin	101.5	1.75
<i>p</i> - and <i>m</i> -cresol	139.8	1.03

Table 2: Highest coefficients of structural selectivity of compound **Ia**.

Mesogen	Lutidins					Picolines	
	α(2,5/2,6)	α(2,4/2,5)	α(2,3/2,4)	α(3,5/2,3)	α(3,4/3,5)	α(2/3)	α(3/4)
LC-1	1.80	1.07	1.04	1.54	1.34	1.70	1.11
LC-2	1.89	1.00	1.09	1.49	1.35	1.68	1.05
Ia	1.96	1.12	1.03	1.49	1.51	1.74	1.17

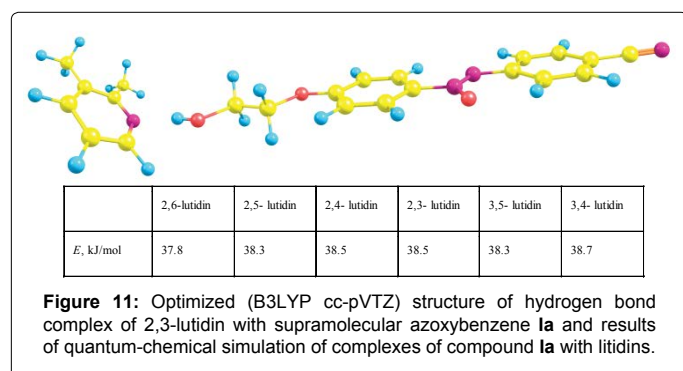
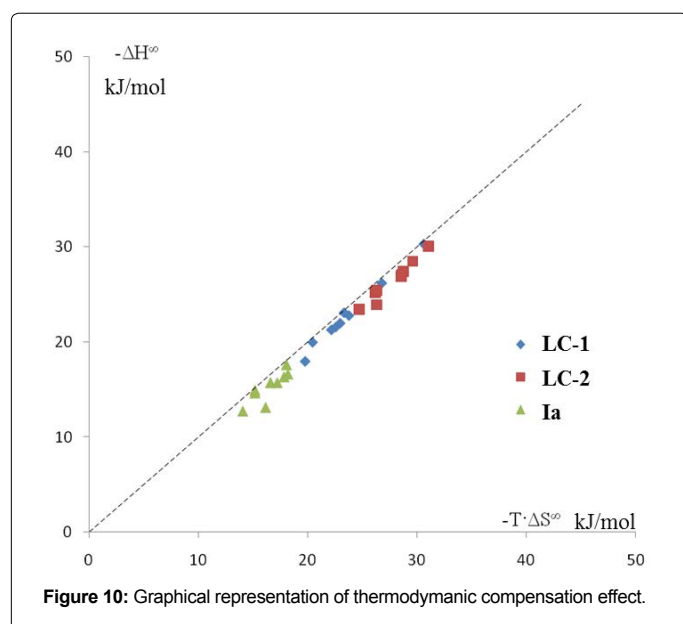
Table 3: Coefficients of structural selectivity of azoxybenzenes.

Sorbate	γ^c	$-\Delta H^c$, kJ/mol	$-S^c$, J/(mol·K)	H^E , kJ/mol	S^E , J/(mol·K)	G^E , kJ/mol
T=401 K						
2,6-lutidin	1.76	18.0	49.3	16.5	36.8	2.0
2,5-lutidin	1.36	22.8	59.3	15.5	36.3	1.1
2,4-lutidin	1.38	22.0	57.3	14.4	33.6	1.1
2,3-lutidin	1.37	21.6	56.3	16.1	37.8	1.1
3,5-lutidin	1.23	26.2	66.8	13.2	31.3	0.7
3,4-lutidin	1.14	30.3	76.4	10.3	24.7	0.4
2-пиколин	1.29	21.3	55.3	12.4	29.0	0.8
3-пиколин	1.15	20.0	51.0	14.5	35.0	0.5
4-пиколин	1.09	23.1	58.2	10.6	25.6	0.3
T=413 K						
2,6-lutidin	1.30	30.4	75.8	3.3	5.7	0.9
2,5-lutidin	1.05	34.4	83.7	2.3	5.2	0.2
2,4-lutidin	1.06	35.2	85.6	2.3	5.2	0.2
2,3-lutidin	1.02	34.6	84.0	2.5	5.8	0.1
3,5-lutidin	0.93	36.1	86.8	2.5	6.6	-0.2
3,4-lutidin	0.88	38.9	93.0	0.3	1.9	-0.4
2-пиколин	0.97	29.9	72.2	1.7	4.2	-0.1
3-пиколин	0.88	31.7	75.6	1.9	5.7	-0.4
4-пиколин	0.84	32.5	77.3	1.2	4.4	-0.6

Table 4: Thermodynamic parameters of dissolution of substituted pyridines in the nematic and isotropic phases of **LC-1** at infinite dilution.

liquid-crystalline 4-pentyloxy-4'-cyanobiphenyl with small amount of the prepared supramolecular azoxybenzenes **Ia-e** has resulted in the increase of dielectric permittivity anisotropy and birefringence. The effect is likely caused by formation of either supramolecules linked via the ~OH...HO~ hydrogen bonds or linear supramolecular assemblies containing the ~OH...NC~ linkage.

We have analyzed sorption and selective properties of the stationary phase based on supramolecular 4-(2-hydroxyethoxy)-4'-cyanoazoxybenzene **Ia**. The mesogen exhibits high structural selectivity with respect to various isomers, unachievable when using "conventional" nematic azoxybenzenes; that is due to self-assembly into the chain associates. The prevailing factor of the high structural



Sorbate	γ°	$-\Delta H^{\circ}$, kJ/mol	$-\Delta S^{\circ}$, J/(mol·K)	H° , kJ/mol	S° , J/(mol·K)	G° , kJ/mol
T=408 K						
2,6-lutidin	2.04	23.9	64.5	10.3	19.2	2.4
2,5-lutidin	1.52	27.4	70.5	10.0	21.0	1.4
2,4-lutidin	1.64	26.9	70.0	9.2	18.4	1.7
2,3-lutidin	1.55	27.1	70.1	10.4	21.8	1.5
3,5-lutidin	1.43	28.5	72.6	11.3	24.8	1.2
3,4-lutidin	1.36	30.1	76.2	11.2	25.1	1.0
2-picoline	1.47	23.4	60.5	8.8	18.3	1.3
3-picoline	1.33	25.2	64.2	9.0	19.5	1.0
4-picoline	1.32	25.4	64.5	9.0	19.7	0.9
T=433.2 K						
2,6-lutidin	1.56	31.4	77.1	1.2	-1.7	1.6
2,5-lutidin	1.20	32.2	75.9	2.8	5.1	0.7
2,4-lutidin	1.30	32.5	76.6	2.8	5.1	0.9
2,3-lutidin	1.20	32.0	75.5	4.0	7.7	0.6
3,5-lutidin	1.12	35.4	82.8	2.0	3.6	0.4
3,4-lutidin	1.10	34.4	80.2	-1.2	-3.6	0.4
2-picoline	1.18	31.9	75.0	-1.4	-4.6	0.6
3-picoline	1.08	33.1	77.0	-0.6	-2.0	0.3
4-picoline	1.08	32.0	74.6	0.7	0.9	0.3

Table 5: Thermodynamic parameters of dissolution of substituted pyridines in the nematic and isotropic phases of **LC-2** at infinite dilution.

Sorbate	γ°	$-\Delta H^{\circ}$, kJ/mol	$-\Delta S^{\circ}$, J/(mol·K)	H° , kJ/mol	S° , J/(mol·K)	G° , kJ/mol
T=443 K						
2,6-lutidin	2.29	13.1	36.4	19.0	35.9	3.0
2,5-lutidin	1.50	16.3	40.2	18.7	38.8	1.5
2,4-lutidin	1.54	16.6	41.0	17.4	35.6	1.6
2,3-lutidin	1.47	15.7	38.8	20.1	42.1	1.4
3,5-lutidin	1.24	15.7	37.4	21.5	46.6	0.8
3,4-lutidin	1.14	17.6	40.7	13.5	29.4	0.5
2-picoline	1.41	12.7	31.7	17.4	36.3	1.3
3-picoline	1.16	14.6	34.2	17.6	38.4	0.6
4-picoline	1.05	14.9	34.2	17.4	38.8	0.2

Table 6: Thermodynamic parameters of dissolution of substituted pyridines in the nematic phase of mesogen **Ia** at infinite dilution.

selectivity of the supramolecular mesogen is the entropy contribution resulting from the limited mobility of terminal groups after the mesogen self-assembly.

Acknowledgements

This work was financially supported by Russian Scientific Foundation (Agreement No. 14-23-00204).

References

- Lehn JM (1985) Supramolecular chemistry: receptors, catalysts, and carriers. Science 227: 849-856.
- Schneider HJ, Yatsimirsky AK (2000) Principles and methods in supramolecular chemistry. Chichester, New York Wiley. p: 349.
- Lehn JM (1990) Perspectives in supramolecular chemistry - from molecular recognition towards molecular information processing and self-organization. Angew Chem Int Ed Engl 29: 1304-1319.
- Mamardashvili GM, Mamardashvili NZH, Koifman OI (2005) Supramolecular porphyrin complexes. Russ Chem Rev 74: 765.
- Zaitsev SYu (2006) Supramolecular systems at the phase boundary as models of biomembranes and nanomaterials (Supramolekulyarnye sistemy na granitse razdela faz kak modeli biomembran i nanomaterialy). Zaitsev. Moscow: Nord Kompyuter. p: 189.
- Steed JW, Atwood JL (2000) Supramolecular Chemistry: An Introduction (textbook). NY Wiley. p: 745.
- Kato T (1998) Hydrogen bond systems. In: Demus D, Goodby J, Spiess HW, Vill V, editors. Handbook of liquid crystals, 2b Weinheim: Wiley-VCH.
- Biginn U (2003) Thermotropic columnar mesophases from N-H O, and N H-O hydrogen bond supramolecular mesogens. Prog Polym Sci 28: 1049-1105.
- Paleos CM, Tsiourvas D (2001) Supramolecular hydrogen-bonded liquid crystals. Liq Cryst 28: 1127-1161.
- Bennet GM, Jones B (1939) Mesomorphism and polymorphism of some p-alkoxybenzoic and p-alkoxycinnamic acids. J Chem Soc 420-425.
- Gray GW, Hartley JB, Jones B (1955) Mesomorphism and chemical constitution. V. The mesomorphic properties of the 4-n-alkoxydiphenyl-4'-carboxylic acids. J Chem Soc 4: 1412-1420.
- Imrie CT (1998) Liquid Crystal Dimers and Oligomers. Imrie CT and Luckhurst GR in the Handbook of Liquid Crystals. Vol. 2B: Low Molecular Weight Liquid Crystals. edition Demus D, Goodby JW, Gray GW, Spiess HW and Vill V, Wiley-VCH, Weinheim. pp: 801-834.
- Kavitha C, Pongali SPN, Madhu MMLN (2013) Thermal Analysis of Supramolecular Hydrogen-Bonded Liquid Crystals Formed by Nonyloxy and Alkyl Benzoic Acids. Mol Cryst Liq Cryst 574: 96-113.
- Subhapiya P, Vijayanand PS, Madhu Mohan MLN (2013) Synthesis and Characterization of Supramolecular Hydrogen-Bonded Liquid Crystals Comprising of p-n-Alkoxy Benzoic Acids with Suberic Acid and Pimelic Acid. Mol Cryst Liq Cryst 571: 40-56.

15. Pandey A, Singh B (2012) Synthesis, Characterization and Mesomorphic Properties of Aromatic Acid Dimers. *Mol Cryst Liq Cryst* 552: 43-52.
16. Matsunaga Y (1986) Liquid Crystal Phases Exhibited by N,N'-Dialkanoyldiaminomesitylenes Matsunaga Y, Terada M. *Mol Cryst Liq Cryst* 141: 321-326.
17. Noller CR, Rockwell WC (1936) The Preparation of Some Higher Alkylglucosides. *J Am Chem Soc* 60: 2076-2077.
18. Fischer E, Helferich B (1911) Über neue synthetische Glucoside. *Justus Liebigs Ann Chem* 383: 68-91.
19. Jeffrey GA, Bhattacharjee S (1984) Carbohydrate Liquid Crystals. *Mol Cryst Liq Cryst* 110: 221-237.
20. Goodby JW (1984) Liquid Crystal Phases Exhibited by Some Monosaccharides. *Mol Cryst Liq Cryst* 110: 205-219.
21. Praefcke K, Marquardt P, Kohne B, Stephan W (1991) Liquid-Crystalline Inositol Ethers, their Syntheses and Columnar Mesophases. *J Carbohydr Chem* 10: 539-548.
22. Diele S, Madicke A, Geissler E, Meinel D, Demus D, et al. (1989) Liquid Crystalline Structures of the 2-(trans-4-n-alkylcyclohexyl)propan-1,3-diols. *Mol Cryst Liq Cryst* 166: 131-142.
23. Hentrich F, Diele S, Tschierske C (1994) Thermotropic liquid crystalline properties of 1,2-n-alkan-tetraols. *Cryst* 17: 827-839.
24. Patil VS, Padalkar VS, Tathe AB, Gupta VD, Sekar N (2013) Synthesis, Photo-physical and DFT Studies of ESIPT Inspired Novel 2-(2',4'-Dihydroxyphenyl) Benzimidazole, Benzoxazole and Benzothiazole. *J Fluorescence* 23: 1019-1029.
25. Kato T (2000) Hydrogen-Bonded Liquid Crystals: Molecular Self-Assembly for Dynamically Functional Materials. *Structure & Bonding* - Springer Berlin, Heidelberg 96: 95-146.
26. Naoum MM, Fahmi AA, Refaie AA, Alaasar MA (2012) Novel hydrogen-bonded angular supramolecular liquid crystals. *Liq Cryst* 39: 47-61.
27. Naoum MM, Fahmi AA, Alaasar MA (2008) *Mol Cryst Liq Cryst* 487: 74-91.
28. Naoum MM, Fahmi AA, Mohammady SZ, Abaza AH (2010) Effect of lateral substitution on supramolecular liquid crystal associates induced by hydrogen-bonding interactions between 4-(4'-pyridylazo-3-methylphenyl)-4''-alkoxy benzoates and 4-substituted benzoic acids. *Liq Cryst* 37: 475-486.
29. Naoum MM, Fahmi AA, Alaasar MA (2009) *Mol Cryst Liq Cryst* 506: 22-33.
30. Naoum MM, Fahmi AA, Alaasar MA (2008) *Mol Cryst Liq Cryst* 482: 57-70.
31. Naoum MM, Fahmi AA, Almlal WA (2010) *Mol Cryst Liq Cryst* 518: 109-128.
32. Machida S (1997) Response of a Hydrogen-Bonded Liquid Crystal to an Applied Electric Field Accelerated by a Poly(γ -benzyl-L-glutamate) Chemical Reaction Alignment Film. *Langmuir* 13: 576-580.
33. Alaasar M, Tschierske C, Prehm M (2011) Hydrogen-bonded supramolecular complexes formed between isophthalic acid and pyridine-based derivatives. *Liq Cryst* 38: 925-934.
34. Lu H, Wang JX, Song XZ (2011) Supramolecular Liquid Crystals Induced by Intermolecular Hydrogen Bonding. *Mol Cryst Liq Cryst* 537: 93-102.
35. He WL, Wang L, Yang Z, Yang H, Xie MW (2011) Synthesis and optical behaviour of hydrogen-bonded liquid crystals based on a chiral pyridine derivative. *Liq Cryst* 38: 1217-1225.
36. Lee JH, Jang I, Hwang SH, Lee SJ, Yoo SH, et al. (2012) Self-assembled discotic nematic liquid crystals formed by simple hydrogen bonding between phenol and pyridine moieties. *Liq Cryst* 39: 973-981.
37. Wei Q, Guo X, Yang H (2012) Synthesis and Mesomorphic Properties of Two Series of Hydrogen-Bonded Liquid Crystals Based on Laterally Fluorinated Benzoic Acid and 4,4'-Bipyridine With a Molar Ratio of 2:1. *Mol Cryst Liq Cryst* 557: 1-10.
38. Roohnikan M, Ebrahimi M, Ghaffarian SR, Tamaoki N (2013) Supramolecular self-assembly of novel hydrogen-bonded cholesteric liquid crystal exhibiting macromolecular behaviour. *Liq Cryst* 40: 314-320.
39. Burmistrov VA, Alexandriysky VV, Koifman OI (1992) Orientational effects of hydrogen bonding in liquid crystalline in solutions containing Schiff bases. *Liq Cryst* 12: 403-415.
40. Burmistrov VA, Alexandriysky VV, Koifman OI (1995) Influence of the molecular structure of a nematic solvent on hydrogen bonding with non-mesomorphic proton-donors. *Liq Cryst* 18: 657-664.
41. Burmistrov VA, Yu V, Kareev O, Koifman I (1988) Mesogenic p-[4-(4-alkoxyphenylazo)benzylidene]-4-cyanoanilines. *Zh Org Khim* 24: 1742-1746.
42. Kuvshinova SA, Burmistrov BA, Novikov IV, Litov KM, Aleksandriiskii VV, et al. (2014) Synthesis, Mesomorphic and Dielectric Properties of 4-(Cyanomethoxy) phenyl 4-Alkoxybenzoates, 4-(Cyanomethoxy)-4'-alkoxyazo- and -azoxybenzenes. *Russ J Org Chem* 50: 615-620.
43. Zugenmaier P, Heiske A (1993) The molecular and crystal structure of a homologous series of bipolar mesogenic biphenyls - HO(CH₂)_nOC₆H₄-C₆H₄CN. *Liq Cryst* 15: 835-849.
44. Kuvshinova SA, Fokin DS, Burmistrov VA, Koifman OI (2009) Mesogenic 4-[4-(ω -hydroxyalkoxy) phenyl]diazenylcinnamic acids and their 4-cyanophenyl esters. *Russ J Org Chem* 45: 182-184.
45. Kuvshinova SA, Zav'yalov AV, Koifman OI, Aleksandriiskii VV, Burmistrov VA (2004) Mesogenic 4-(ω -Hydroxyalkoxy)-4'-formylazobenzenes. *Russ J Org Chem* 40: 1161-1164.
46. Burmistrov VA, Zav'yalov AV, Novikov IV, Kuvshinova SA, Aleksandriiskii VV (2005) Rheological properties of liquid-crystalline 4-(ω -hydroxyalkoxy)-4'-cyanobiphenyls. *Zh Fiz Khim* 79: 142-145.
47. Burmistrov VA, Zav'yalov AV, Novikov IV, Kuvshinova SA, Aleksandriiskii VV (2005) Dielectric properties and orientation ordering of 4-(ω -hydroxyalkoxy)-4'-cyanobiphenyls. *Zh Fiz Khim* 79: 1709-1712.
48. Kuvshinova SA (2010) Selectivity and thermodynamics of the dissolution of structural isomers in the stationary phases based on nematic 4-ethyloxy-4'-(ω -hydroxyalkoxy)azo- and azoxybenzenes. *Russ J Phys Chem* 84: 1956-1961.
49. Kuvshinova SA, Burmistrov VA, Fokin DS, Blokhina SV, Koifman OI (2009) Thermodynamic properties and selectivity of substituted liquid-crystal formylazobenzenes as stationary phases for gas chromatography. *Russ J Anal Chem* 64: 505-508.
50. Burmistrov VA, Aleksandriiskii VV, Koifman OI (2013) Hydrogen bond in thermotropic liquid crystals (Vodorodnaya svyaz' v termotropnykh zhidkikh kristallakh). Moscow: KRASAND 352.
51. Aronson D, Levy EP, Collings PJ (2007) Trans-cis isomerization of an azoxybenzene liquid crystal. *Liq Cryst* 34: 707-718.
52. Kim MS, Song MY, Jeon B, Lee JY (2012) Synthesis and Nonlinear Optical Properties of Novel Y-type Polyurethane Containing Nitroazobenzene Group. *Mol Cryst Liq Cryst* 568: 111-116.
53. Kim MS, Song MY, Jeon B, Lee JY (2012) Synthesis and Properties of Novel Nonlinear Optical Polyimide Containing Nitrophenylazoresorcinoyl Group. *Mol Cryst Liq Cryst* 568: 105-110.
54. Witkiewicz Z, Suprynowicz Z, Dabrowski R (1979) Liquid crystalline cyanoazoxybenzene alkyls carbonates as stationary phases in small-bore packed micro-columns. *J Chromatogr* 175: 37-49.
55. Kuvshinova SA. Patent 2381214 (Russian Federation) 4-(2-Hydroxyalkoxy)-4'-cyanoazoxybenzene revealing properties of liquid-crystalline stationary phase for gas chromatography.
56. Lazareva VT (1976) Liquid-crystalline compounds. IV. Para-substituted cyanoazobenzenes and cyanoazoxybenzenes 12: 149-156.
57. Reid RC, Prausnitz JM, Sherwood TK (1977) The properties of gases and liquids. McGraw-Hill.
58. Sawada M, Takai Y, Tanaka T, Hanafusa T, Okubo M, et al. (1990) Substituent effects on ¹⁵N and ¹⁷O NMR chemical shifts in 4'-Substituted trans-NNO-azoxybenzenes. *Bull Chem Soc Japan* 63: 702-707.
59. Marek R, Lycka A (2002) ¹⁵N NMR spectroscopy in structural analysis. *Curr Org Chem* 6: 35-66.
60. Witkiewicz Z, Oszczuclowski J, Repelewicz M (2005) Liquid-crystalline stationary phases for gas chromatography. *J Chromatogr A* 1062: 155-174.
61. Egorova KV, Vigdergauz MS (1985) Sorption and chromatography properties of liquid-crystalline p,p'-methoxyethoxyazoxybenzene. *Zh Fiz Khim* 59: 2774-2777.
62. Burmistrov VA, Kuvshinova SA, Fokin DS, Koifman OI (2009) Supramolecular liquid crystalline stationary phases for gas chromatography. The V China-Russia-Korea International Symposium on Chemical Engineering and New Materials Science. Daejeon, Korea. pp: 71-76.
63. Granovsky AA PC GAMESS version 7.1.E (FireFly), build number 5190.
64. Zhurko GA. Chemcraft software.