

# Potential Effects of Salt Stress on Selected Solanaceous Crops (Tomato (*Solanum esculentum* L.) and Hot Pepper (*Capsicum annum* L.)) Production

Habtamu Gudisa Megersa\*

Department of Agricultural Sciences, Ethiopian Institute of Agricultural Research, Addis Ababa, Ethiopia

## ABSTRACT

Tomato (*Solanum esculentum* L.) and Hot pepper (*Capsicum annum* L.) are vegetables categorized under the solanaceae family grown best around the warmer climate area of the world. However, their production and productivities have been challenged by biotic and abiotic factors like salinity stresses. The salinity stress is occurred mainly due to the presence of higher Na<sup>+</sup> and Cl<sup>-</sup> ions concentrations in the soil which has been developed through frequent uses of poor-quality irrigation water and application of excessive mineral fertilizers for a longer period on the arable land. The salinity stress affected about 20% of the total cultivated land and 30% of irrigated agricultural land areas and it will be expected to rise to 50% in 2050 in the global. This stress degrades the fertile agricultural lands and causes direct and indirect impacts on the growth and development as well as productivities of the crops. Thus, it reduces the water potential and causes ion imbalance or disturbances in ion homeostasis that causes ionic toxicity by altering the water status leading to crops initial growth reduction. Crops differ in their ability to grow successfully under saline conditions and to accumulate high concentrations of salts in their tissues. However, tomato and hot pepper are moderately susceptible solanaceous crops to the salinity stresses. The stress mainly affects their leaf stomatal conductance by reducing the normal photosynthetic rate that directly affects the crop dry matter accumulation and reduces the yield. It further affects the speed and rate of seed germination, the crops growth and developments, root-to-shoot ratio, biomass weight, Na<sup>+</sup>/K<sup>+</sup> ratio (increases) and the final yield qualities and quantities. However, the increment of salinity stress to these crops can enhance the fruit Total Soluble Solids (TSS). Thus, this pepper is aimed to review the current potential effects of salinity stress on selected solanaceous crops (tomato and hot pepper) production.

**Keywords:** Developments; Growth; Ionic toxicity; Salt concentration; Yield

## INTRODUCTION

Vegetable crops production plays a key role in food security and it can provide the food and raw materials for industries, income from sales, and employment for small households in urban and peri-urban areas in most countries of the world [1]. The solanaceous crops (tomato and hot pepper) are the popular vegetable crops grown best around the world's warmer climatic conditions with rain-fed and irrigation water.

Tomato (*Solanum esculentum* L.) is globally the most important, widely grown, and consumed solanaceous vegetable next to potatoes [2]. It is mostly produced in warmer climatic conditions under rain feed and irrigation water. The crop requires an

optimum temperature range between 11-35°C and well-drained loamy soil with pH ranges between 6 to 7 for successful growth, development, and quality yield production [2]. The trends of world tomato production are shown at an increasing rate from year to year due to its higher demands for healthy nutritional (vitamins, minerals, and antioxidant) values and economic benefits by the growers and traders in different levels of the value chain [1-3].

Hot pepper (*Capsicum annum* L.) is also a vegetable best grow in warmer climate conditions at the temperature range of 18°C-30°C and well-drained sandy loam soil with a range of pH 5.5-6.8 [4,5]. The global hot pepper production status shows an increasing rate for its healthy nutritional (vitamins, minerals, and

**Correspondence to:** Habtamu Gudisa Megersa, Department of Agricultural Sciences, Ethiopian Institute of Agricultural Research, Addis Ababa, Ethiopia, Tel: +251-912457986; E-mail: Habtegudisa21@gmail.com

**Received:** 02-May-2022, Manuscript No. JBFBP-22-16127; **Editor assigned:** 04-May-2022, PreQC No. JBFBP-22-16127 (PQ); **Reviewed:** 18-May-2022, QC No. JBFBP-22-16127; **Revised:** 25-May-2022, Manuscript No. JBFBP-22-16127 (R); **Published:** 06-June-2022, DOI: 10.3389/2167-1044.22.13.494.

**Citation:** Megersa HG (2022) Potential Effects of Salt Stress on Selected Solanaceous Crops (Tomato (*Solanum esculentum* L.) and Hot Pepper (*Capsicum annum* L.)) Production. J Agri Sci Food Res. 13:494.

**Copyright:** © 2022 Megersa HG. This is an open-access article distributed under the terms of the Creative Commons Attribution License, which permits unrestricted use, distribution, and reproduction in any medium, provided the original author and source are credited.

antioxidant) values and culinary (berbere, mitmita, and others) purposes, sources of raw material for industries (capsaicin and color oleoresins production), and economic benefits for the growers and trader in different levels of the value chain [3,6,7].

Despite their wider demands for healthy nutritional values and economic benefits, tomato and hot pepper productions have been greatly challenged by biotic or abiotic factors like soil salinity stresses. Salinity stress is one of the main environmental factors interfering with the growth, development, and biomass production of crops [8]. Thus, the salinity stresses can be developed due to the excessive accumulations of  $\text{Na}^+$  and  $\text{Cl}^-$  ions concentrations in the soil through frequent uses of poor-quality of irrigation water and application of excess mineral fertilizers on the arable lands for longer periods [9]. Hence, after the salinity has been developed in the soil, it starts affecting almost every aspect of the physiology and biochemistry of plants and significantly reduces the yield quality and quantity of the crops [10].

The global soil salinity has been estimated to affect about 20% of the total cultivated and 30% of the irrigated agricultural lands [11]. The world salinized agricultural land has been increasing annually at the rate of 10% due to climate change, excessive use of groundwater (if near to sea), availability of low precipitation, presence of high surface evaporation, weathering process of native rocks in the soil, increasing uses of low-quality water in irrigation and massive introduction of irrigation associated with intensive farming and poor drainage which will be expected to rise to 50% at 2050 [12-14]. To date, about 1,125 million hectares of agricultural lands have already been seriously affected by salinity, thus, imposing a considerable serious threat to agricultural production [14].

The salinized agricultural land can reduce the productivity of many crops, including solanaceous vegetables (tomatoes and hot pepper). Hence, tomatoes and hot pepper are the most produced vegetables around the arid and semi-arid areas of the world even though they are moderately sensitive to soil salinity entire of their developmental stages [15]. But, the plant response to salinity differs at various stages of the growth cycle. This salinity stress could considerably affect the growth and development of both crops by influencing their physiological and biochemical processes. Thus, the stress can reduce the crops' growth, yields, and in severe cases, cause crop failure [16]. Due to these and other reasons, this paper is aimed to review the potential effects of soil salinity on solanaceous (*Solanum esculentum* L. and *Capsicum annum* L.) crop production.

## LITERATURE REVIEW

### Salinity effects on growth and developments of crops

In the 21<sup>st</sup> century, one of the critical challenges of global crop production is the increment of soil salinity stress in agricultural land. It became the most devastating problem causing major losses in cultivated land, crop productivities, and crop qualities that will be the main constraint to feed the ever-rising of world populations [11]. This salinity stresses limits plant growth and development and even can put the whole plant parts to death which decreases crops production by causing billions of dollars in crop damages every year [17]. Thus, salinity occurs through natural or human-induced processes, and since it has been caused due to the presence of an excessive amount of  $\text{Na}^+$  and  $\text{Cl}^-$  in

the soil and water [18]. Hence, its presence can reduce the water potential and ion imbalances, or disturbances ion homeostasis, and can create toxicity which alters the water status of the plants leading to a reduction in initial plant growth and limits the crop production and productivities [17].

The soil salinity can be defined as one in which the Electrical Conductivity (EC) of the saturation extract (ECE) in the root zone exceeds 4 dSm<sup>-1</sup> (approximately 40 mM NaCl) at 25°C and has exchangeable sodium of 15%. Most of the crop yield is reduced at this ECE, even though many crops exhibit yield reduction at lower ECEs due to the salinity mainly cause ion toxicity, osmotic stress, or nutritional imbalance (N,  $\text{Ca}^{2+}$ ,  $\text{K}^+$ , P, Fe, Zn) and oxidative stresses to the growing plants [12,19]. Thus, the effects of excessive accumulation of sodium ions in cell walls can rapidly lead to osmotic stress and cell death of the plants as shown in Figure 1 [20]. Also, the presence of a higher amount of  $\text{Na}^+$  in the plant tissue has a strong inhibitory effect on potassium uptake by the plant root. On the other hand, the potassium ions deficiency inhibits the plant growth processes because potassium, as the most abundant cellular cation, plays a critical role in maintaining cell turgor, membrane potential, and enzyme activities in the plants [21]. In addition, the salinity stress greatly affects the plant photosynthetic activities mainly by reducing the plant leaf area, chlorophyll content, and stomatal conductance, and to a lesser extent decreases the efficiency of photosystem-II. In addition, it can affect the reproductive development of plants that inhibits the microsporogenesis, stamen, and filament elongation, enhancing programmed cell death in some tissue types, ovule abortion, and senescence of fertilized embryos [11]. Further, the presence of high salinity in the root zone severely impedes the normal growths and developments by creating the physiological drought and disturbing the metabolic activities that finally brings the plants to have smaller leaves, shorter stature, and sometimes fewer leaves leading to yield and economic loss [20] (Figure 1).

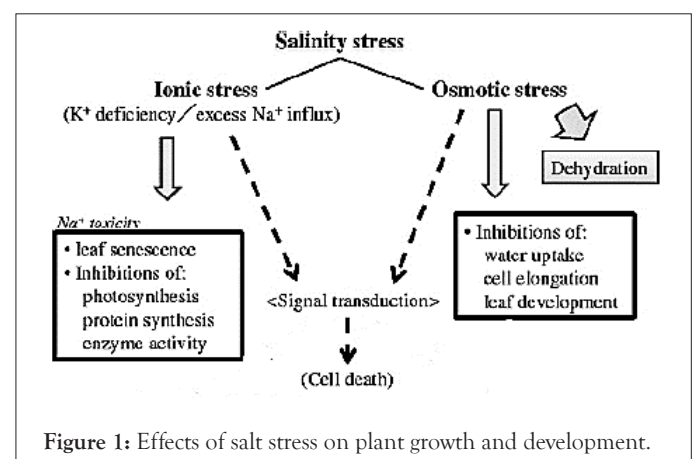


Figure 1: Effects of salt stress on plant growth and development.

### Effects of salinity on solanaceous vegetable production

The global solanaceous vegetable (tomato and hot pepper) crops production has been threatened by increasing soil salinity, particularly in irrigated arable land areas of the arid and semi-arid areas [22]. These crops (both) are moderately sensitive to the salinity effect and can be affected adversely by increasing the amount in the soil up to the plant's death throughout its ontogeny. In a dry and hot environment, the amount of soil salinity is increasing due to higher evapotranspiration is leaving

a large amount in the soil. However, the presence of salinity in the soil fluctuates with the season, being generally high in the dry season and low during the rainy season when fresh water flushing is prevalent [22]. Thus, the effects of salinity on both solanaceous vegetables will be discussed below in detail.

**Effect of salinity on tomato (*Solanum esculentum* L.) production:** Tomato (*Solanum esculentum* L.) is one of the most important vegetables that is adversely affected crop by salinity stresses starting early from the germination time until the final harvesting period. Hence, the production and productivity of the crop in arid and semi-arid areas are decreasing due to the adverse impacts of salinity on the physiological and biochemical processes of the crop. Thus, different findings were reported as the growth, development, and yields of tomatoes are significantly affected by the presence of salinity at all its developmental stages [23]. However, the response of tomatoes to salinity stress at different developmental stages varies with different genotypes [15].

The salinity stress greatly affects the seed germination, speed of germination, crop biomass, leaf numbers, root and shoot lengths, and the yield quality and quantity of tomato [24,25]. The report obtained from different research studies are supports this statement. According to the study of [26] reported, the seed germination of tomato varieties was highly affected by applications of higher salt concentration than the lower concentrations. This might be due to the higher salt concentration could affect the germination process by limiting the water absorption of the seed, excessive use of the nutrient pool, and creation of disorders in protein synthesis [25]. The salinity stress can also highly affect the emergence and development of tomato seedlings. In line with this, [27] were studied the effects of salinity stress on the seedling growth and developments of tomato varieties. They reported that the seedlings treated with the higher NaCl salt concentration were reduced the root and shoot lengths as shown in Figures 2 and 3, root fresh and dry weight as shown in Figure 4, and the leaf numbers than the seedlings treated with lower salt concentrations. Similarly, the study of [15] was reported the reduction in overall growth performances at all the developmental stages, fruit qualities, tissue constituents by a slight reduction of water contents and increments of inorganic ion concentrations [28,29]. Also, were studied the effects of salinity stress on tomatoes in a tissue culture laboratory. They reported that the culture media treated with the higher salt concentration were reduced the survival rate and callus growth of the culture even in salt-tolerant tomato genotypes. These effects of salinity stresses on the overall performances of tomatoes could be due to the higher salt concentration caused a low water potential zone in the soil making it increasingly difficult for the plant to acquire both waters and nutrients resulting in forming the physiological drought [30]. On the other hand, the crop has physiological limits to salt concentration which the above a certain threshold will reduce crop yields or cause the death of the plant [31].

The salinity also induces some tomato diseases [32]. For instance, the incidence of blossom end rot in tomatoes can be increased in saline soils than in normal conditions. Thus, the salinity stress changes the morphological, physiological, and biochemical processes of tomatoes which in turn causes a problem to the water and ion uptake and reduces the crop growth and developments and causes the final yield loss. However, the tomato fruit's Total Soluble Solids (TSS) were found to increase for the plants grown in saline soil [33].

However, the efforts to breed tomato cultivars and graft tomato seedlings on rootstock for salinity-resistant shows promising results for future tomato production in arid and semi-arid areas (Figures 2-4) [34,35].

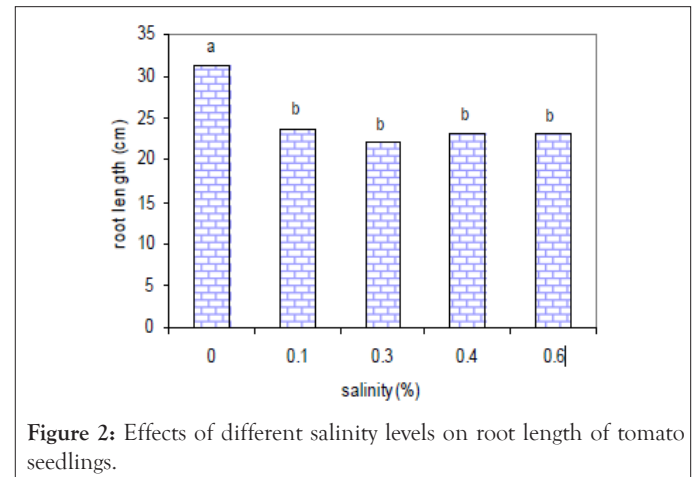


Figure 2: Effects of different salinity levels on root length of tomato seedlings.

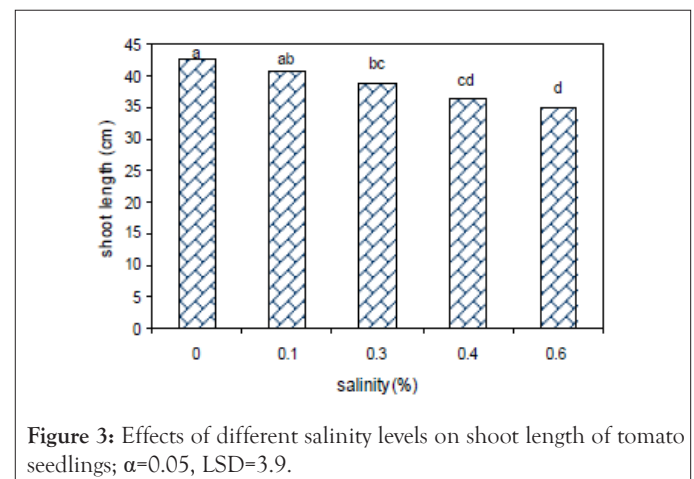


Figure 3: Effects of different salinity levels on shoot length of tomato seedlings;  $\alpha=0.05$ ,  $LSD=3.9$ .

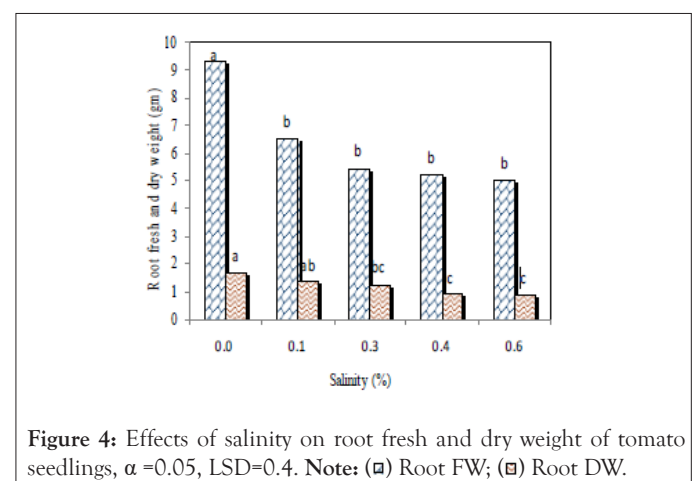


Figure 4: Effects of salinity on root fresh and dry weight of tomato seedlings,  $\alpha=0.05$ ,  $LSD=0.4$ . Note: (□) Root FW; (■) Root DW.

**Effects of salinity on hot pepper (*Capsicum annum* L.) production:** The salinity stress is becoming the most limiting factor to the global hot pepper production [36]. The crop is classified as moderately sensitive to salt stress among solanaceous crops [37,38]. Several studies were reported the effects of salinity stresses on hot pepper production. The effects were considerably observed as the stress affecting the field and greenhouse-grown pepper production [39]. Hence, the studies were reported that the effects of salinity on *Capsicum annum* L. observed on seed

germination, seedling emergence, growth and developmental stages to the harvesting periods. The presence of higher salt concentration in the soil delays the seed germination rates and reduces the germination percentage of hot pepper [40]. The study of [41] reported the effects of salinity on the seedling developments of four commercial peppers cultivars (NuMex Joe E. Parker, NuMex Nematador, NuMex Primavera, and Jupiter) in a greenhouse. They found that the treatments irrigated with 3.0 or 6.0 dSm<sup>-1</sup> NaCl solutions were not showed the seedling emergence at all than the pepper cultivars treated with lower salt concentrations. Similarly, study of [42] reported the effect of salt stress (NaCl) on the germination and early seedling parameters of three pepper cultivars (*Capsicum annuum L.*). They observed as the recorded traits were affected by the applied salt concentrations. Further, the study indicated as the concentrations of NaCl increased, the length of pepper cultivars plumule and radicle were significantly reduced. Additionally, [43] were studied the effects of NaCl on the germination and seedling emergence of chilli pepper. They reported the stress of NaCl significantly decreased the shoot and root length, seedling height, seedling fresh and dry weight of chilli genotypes. In line with this finding, [44] were reported the reduction of the root and shoot length, dry matter contents of roots, stems, and leaves, relative growth rate, leaf area, specific leaf area, and leaf area ratio of hot pepper by higher levels of salt concentration (6 and 8 dSm<sup>-1</sup>) than the lower levels. However, the chlorophyll and carotenoid contents of the capsicum showed higher results at 6 dSm<sup>-1</sup> than the control. Further, [45] were reported the decrement in the relative growth rate of hot pepper and reduction in leaf number and leaf area, shoot and root length, fresh and dry weight of root, shoot and the whole plant, and the K<sup>+</sup>/Na<sup>+</sup> ratio in seedlings treated with higher salt concentration. Hence, the salinity stresses to the hot pepper production starts when the Electrical Conductivity (EC) of saturated soil extraction is greater than 1.5 dSm<sup>-1</sup> [41].

## DISCUSSION

The salinity stresses can also greatly affect the yield and qualities of hot pepper productions. According to different studies reported that supplying irrigation water with higher levels of salt concentration, greatly affected the plant growth, photosynthetic pigments production and total phenols contents of *Capsicum annuum L.* The study of [46] was similarly reported the reduction in fruit weight of hot pepper irrigated with the water contain higher level of salt concentration than the tap water. Similarly, [47] were studied the effects of salinity on the hydroponically grown pepper in the greenhouse. They observed the reduction in fruit size, marketable yield, total soluble solids, and fruit firmness at the green, turning, and red maturity levels of hot peppers. Further, the studies of [48] were reported the reduction of yield and biomass of pepper grown at soilless closed system. These adverse effects of salt stress might be caused due to the salt concentration strict availability and uptake of water leading to the decrement of water content in the plant tissues that alters the metabolic processes inside the cells. Hence, the presence of high salt concentration in the irrigation water can cause direct and indirect effects on leaf water relations and stomatal closure which reduces the CO<sub>2</sub> exchange and photosynthetic rate of the crop. Furthermore, the negative effects of salinity have been attributed to the disturbance in either protein assimilation [49,50], mineral uptake and distribution, growth hormones activities enzymes

activities and oxidative defense of the plants which finally resulted in the reduction of yield and quality of the crop [51-57].

## CONCLUSION

### Demographic characteristics

Salinity stress is becoming a huge problem for agricultural sector. Currently, global soil salinization is increasing at an alarming rate and is predicted to rise by 50% in 5050 from what is now affecting the agricultural land. The soil salinity can be caused by climate change, excessive use of ground water, increasing uses of low-quality water in irrigation, and massive introduction of irrigation associated with intensive farming and poor drainage of water from the agricultural land. The stress causes ion toxicity, osmotic stress, nutritional imbalance, and oxidative stresses to plants by imposing negative impacts on the physiological and biochemical processes of the solanaceous crops (tomato and hot pepper). The growth and development of tomato and hot pepper are highly affected by soil salinity throughout the ontogeny of the plants. Hence, the salinity stress can affect the seed germination and seedling emergence, relative growth rate, leaf area, number of leaves, root and shoot length, shoot to root ratio, dry matter contents of roots and shoot, biomass contents of both crops. Salinity stress also enhances the incidence of blossom end rot disease of tomatoes. However, the fruit quality of both crops is enhanced by the availability of moderate salinity in the soil. Generally, due to its deleterious effects, the global soil salinization problem needs urgent attention to mitigate its consequences by managing the global climate change, by properly utilizing mineral fertilization, by using quality irrigation water for crops production around the arid and semi-arid areas of the world.

## REFERENCES

1. Gemechis AO, Struik PC, Emanu B. Tomato production in Ethiopia: Constraints and opportunities. *Int Res Food Secur Nat Res Manag Rural Develop.* 2012;19:1-4.
2. Jones Jr JB. *Tomato plant culture: In the field, greenhouse, and home garden.* CRC press. 2007.
3. Faostat FA. FOA. Internet. 2017.
4. Grubben G.J.H, El Tahir Ibrahim Mohamed. *Capsicum annuum L.* Internet. 2004.
5. Alemu Y, Yusuf M, Ayalew G, Derso E, Zeleka A. Production and management of major vegetable crops in Ethiopia. 2015;1:32-51.
6. Berhanu Y, Derbew B, Wosene G, Fekadu M. Genetic association among some attributes of hot pepper (*Capsicum annuum L.*) genotypes in West Shoa, Ethiopia. *Middle-East J Sci Res.* 2011;7(4):567-573.
7. Samira A, Woldetsadik K, Workneh TS. Postharvest quality and shelf life of some hot pepper varieties. *J Food Sci Technol.* 2013;50(5):842-855.
8. Li Y. Physiological responses of tomato seedlings (*Lycopersicon esculentum*) to salt stress. *Modern Appl Sci.* 2009;3(3):171-176.
9. Rengasamy P. World salinization with emphasis on Australia. *J Exp Bot.* 2006;57(5):1017-1023.
10. Cuartero J, Bolarin MC, Asins MJ, Moreno V. Increasing salt tolerance in the tomato. *J Exp Bot.* 2006;57(5):1045-1058.
11. Shrivastava P, Kumar R. Soil salinity: A serious environmental issue and plant growth promoting bacteria as one of the tools for its alleviation. *Saudi J Biol Sci.* 2015;22(2):123-131.

12. Jamil A, Riaz S, Ashraf M, Foolad MR. Gene expression profiling of plants under salt stress. *Crit Rev Plant Sci.* 2011;30(5):435-458.
13. Machado RM, Serralheiro RP. Soil salinity: Effect on vegetable crop growth: Management practices to prevent and mitigate soil salinization. *Hortic.* 2017;3(2):30.
14. Arif M, Jan T, Riaz M, Fahad S, Arif MS, Shakoob MB, et al. Advances in rice research for abiotic stress tolerance: Agronomic approaches to improve rice production under abiotic stress. Woodhead Publishing. 2019; 585-614.
15. Sholi NJ. Effect of salt stress on seed germination, plant growth, photosynthesis and ion accumulation of four tomato cultivars. *Am J Plant Physiol.* 2012;7(6):269-275.
16. Corwin DL, Scudiero E. Review of soil salinity assessment for agriculture across multiple scales using proximal and/or remote sensors. *Adv Agron.* 2019;158:1-130.
17. Parida AK, Das AB. Salt tolerance and salinity effects on plants: A review. *Ecotoxicol Environ Safe.* 2005;60(3):324-349.
18. Yadav S, Irfan M, Ahmad A, Hayat S. Causes of salinity and plant manifestations to salt stress: A review. *J Environ Biol.* 2011;32(5):667.
19. Munns R. Comparative physiology of salt and water stress. *Plant Cell Environ.* 2002;25(2):239-250.
20. Jouyban Z. The effects of salt stress on plant growth. *Tech J Eng Appl Sci.* 2012;2(1):7-10.
21. de Oliveira AB, Alencar NL, Gomes-Filho E. Comparison between the water and salt stress effects on plant growth and development. Responses of organisms to water stress. 2013 Jan 16;67.
22. La Pena RD, Hughes J. Improving vegetable productivity in a variable and changing climate. *SAT eJ.* 2007;4(1): 1-22.
23. Romero-Aranda R, Soria T, Cuartero J. Tomato plant-water uptake and plant-water relationships under saline growth conditions. *Plant Sci.* 2001;160 (2):265-272.
24. Singh J, Sastry EV, Singh V. Effect of salinity on tomato (*Lycopersicon esculentum* Mill.) during seed germination stage. *Physiol Mol Biol Plants.* 2012; 18(1):45-50.
25. Salehi Sardoei A, Sabae Fazel M, Azizi Gerdeh B. Effect of salinity stress on germination in *Lycopersicon esculentum* L. var Cal-ji. *Int J Adv Biol Biomed Res.* 2013;1(12):1543-1550.
26. Bojovic B, Delic G, Topuzovic M, Stankovic M. Effects of NaCl on seed germination in some species from families brassicaceae and solanaceae. *Kragujev J Sci.* 2010;32:83-87.
27. Tolessa K, Debela A, Lemessa, G. Evaluation of seedling establishment of tomato (*Lycopersicon esculentum* Mill.) varieties as influenced by NaCl stress. *Int J Curr Agri Sci.* 2013;3(1):10-14.
28. Mitchell JP, Shennan C, Grattan SR, May DM. Tomato fruit yields and quality under water deficit and salinity. *J Am Soc Hortic Sci.* 1991;116(2):215-221.
29. Mahdi EF, Idris TI. The effects of NaCl pre-treatment on salt tolerance of tomato (*Lycopersicon esculentum* Mill.) callus grown under elevated saline conditions. *Int Res J Biotechnol.* 2013;4(3):61-67.
30. Mahajan S, Tuteja N. Cold, salinity and drought stresses: An overview. *Arch Biochem Biophys.* 2005;444(2):139-158.
31. Shannon M, Qualset C. Benefits and limitations in breeding salt-tolerant crops. *Calif Agric.* 1984;38(10):33-34.
32. Cuartero J, Fernandez-Munoz R. Tomato and salinity. *Sci Hortic.* 1998;78(1-4):83-125.
33. Fernandez-Garci N, Martinez V, Cerda A, Carvajal M. Fruit quality of grafted tomato plants grown under saline conditions. *J Hortic Sci Biotechnol.* 2004;79(6):995-1001.
34. Flowers TJ, Yeo AR. Breeding for salinity resistance in crop plants: Where next? *Funct Plant Biol.* 1995;22(6):875-884.
35. He Y, Zhu Z, Yang J, Ni X, Zhu B. Grafting increases the salt tolerance of tomato by improvement of photosynthesis and enhancement of antioxidant enzymes activity. *Environ Exp Bot.* 2009;66(2):270-278.
36. Khan HA, Ayub CM, Pervez MA, Bilal RM, Shahid MA, Ziaf K. Effect of seed priming with NaCl on salinity tolerance of hot pepper (*Capsicum annuum* L.) at seedling stage. *Soil Environ.* 2009;28(1):81-87.
37. Rameshwaran P, Tepe A, Yazar A, Ragab R. Effects of drip-irrigation regimes with saline water on pepper productivity and soil salinity under greenhouse conditions. *Sci Hortic.* 2016;199:114-123.
38. Qiu R, Liu C, Wang Z, Yang Z, Jing Y. Effects of irrigation water salinity on evapotranspiration modified by leaching fractions in hot pepper plants. *Sci Rep.* 2017;7(1):1-11.
39. Patil VC, Al-Gaadi KA, Wahb-Allah MA, Saleh AM, Marey SA, Samdani MS, et al. Use of saline water for greenhouse bell pepper (*Capsicum annuum*) production. *Am J Agri Biol Sci.* 2014;9(2):208-217.
40. Younesi O, Moradi A. Effect of different priming methods on germination and seedling establishment of two medicinal plants under salt stress conditions. *Cercet Agron Mold.* 2015;48(3):43-51.
41. Niu G, Rodriguez DS, Cabrera R, Jifon J, Leskovaar D, Crosby K. Salinity and soil type effects on emergence and growth of pepper seedlings. *Hort Sci.* 2010;45(8):1265-1269.
42. Hassen A, Maher S, Cherif H. Effect of salt stress (NaCl) on germination and early seedling parameters of three pepper cultivars (*Capsicum annuum* L.). *J Stress Physiol Biochem.* 2014;10(1):14-25.
43. Balasankar D, Praneetha S, Arumugam T, Manivannan N, Jeyakumar P, Arulmozhiselvan K. Assessment of salinity tolerance in chilli (*Capsicum annuum* L.) genotypes. *Int J Chem Stud.* 2017;5(6):1194-1198.
44. Ziaf K, Amjad M, Pervez MA, Iqbal Q, Rajwana IA, Ayyub M. Evaluation of different growth and physiological traits as indices of salt tolerance in hot pepper (*Capsicum annuum* L.). *Pak J Bot.* 2009;41(4):1797-1809.
45. Yilmaz K, Akinci IE, Akinci S. Effect of salt stress on growth and Na, K contents of pepper (*Capsicum annuum* L.) in germination and seedling stages. *Pak J Biol Sci.* 2004;7(4):606-610.
46. Hussein MM, El-Faham SY, Alva AK. Pepper plants growth, yield, photosynthetic pigments, and total phenols as affected by foliar application of potassium under different salinity irrigation water. *Agri Sci.* 2012; 3(2):241.
47. Navarro JM, Garrido C, Flores P, Martínez V. The effect of salinity on yield and fruit quality of pepper grown in perlite. *Span J Agric Res.* 2010;8(1):142-150.
48. Giuffrida F, Graziani G, Fogliano V, Scuderi D, Romano D, Leonardi C. Effects of nutrient and NaCl salinity on growth, yield, quality and composition of pepper grown in soilless closed system. *J Plant Nutr.* 2014;37(9):1455-1474.
49. Hussein MM, Gaballah MS, El-Faham SY. Amino acids in grains of barley plants as affected by benzyl adenine and salinity from diluted sea water. *J Appl Sci.* 2005;5(4):655-658.
50. Zafar S, Ashraf MY, Ashraf M. Protease activity and associated changes during germination and early seedling stages of cotton grown under saline conditions. *Int J Bot.* 2005;1(1):103-107.
51. Hare PD, Cress WA, Van Staden J. The involvement of cytokinins in plant responses to environmental stress. *Plant Growth Regul.* 1997;23(1):79-103.

52. Hussein MM, Shaaban MM, El-Saady AK. Response of cowpea plants grown under salinity stress to PK-foliar applications. *Am J Plant Physiol.* 2010;5(2):102-109.
53. Kaya C, Tuna AL, Yokaş I. The role of plant hormones in plants under salinity stress. *Salinity and water stress.* 2009:45-50.
54. Demiral MA, Aydin M, Yorulmaz A. Effect of salinity on growth chemical composition and antioxidative enzyme activity of two malting barley (*Hordeum vulgare* L.) cultivars. *Turk J Biol.* 2005;29(2):117-123.
55. Hussein MM, Orabi SA. Growth and antioxidant enzymes activity in onion plants as affected by thiamine and salinity. *Plant Nutr Manag Int Symp.* 2008; 261-278.
56. Abd El-Baky HH, Hussein MM, El-Baroty GS. Algal extracts improve antioxidant defense abilities and salt tolerance of wheat plant irrigated with sea water. *Afr J Biochem Res.* 2008;2(7):151-164.
57. Magán JJ, Gallardo M, Thompson RB, Lorenzo P. Effects of salinity on fruit yield and quality of tomato grown in soil-less culture in greenhouses in Mediterranean climatic conditions. *Agric Water Manag.* 2008;95(9):1041-1055.