

Population Dynamic and Stock Assessment of White Seabream *Diplodus sargus* (Linnaeus, 1758) in the Coast of North Siani

Ahmed M Al-Beak^{1*}, Ghoneim, SI², El-Dakar AY³ and Salem M²

¹General Authority for Fish Resources Development (GAFRD), Egypt

²Suez Canal University, Egypt

³Suez University, Egypt

Abstract

In the present study fisheries, population dynamic and stock assessment of *Diplodus sargus* in the coast of North Siani (Eastern Mediterranean, Egypt) studied. Length weight relationship, catch length structure, length scale relationship, total length by the end of each year of life, growth in weight, Von Bertalanffy parameters, the values of (total, natural and fishing mortalities), survival rates, Approximate maximum length with the highest biomass of *D. sargus* and approximate maximum age t_{max} . Also Cohort analysis (VPA, age based) which represent the estimated values of the population numbers, survivors, natural and fishing mortalities for each year of life of *D. sargus* were studied.

Keywords: Eastern mediterranean; Age and growth; *Diplodus sargus*

Introduction

The white seabream *Diplodus sargus* [1] is a commercial species found throughout the eastern temperate Atlantic and Mediterranean Seas [2,3] where it occurs in coastal rocky reef areas and Posidonia beds.

Due to its economic importance this species made the subject of study of various scientists in different countries [4-23].

White seabream was a good valuable commercial fish in Egypt, representing nearly 757 tons yearly about 1.1% by value of total catches for the Egyptian Mediterranean yield from year 2001 to year 2012 [24].

The aim of this study is to establish biological key characteristics and population parameters, where it is necessary for management and fish stock assessment in the Eastern Mediterranean and to compare these with data from other Mediterranean regions.

Materials and Methods

All of 991 fishes specimens of *D. sargus* (TL=11-38 cm) where collected during the period from September 2010-April 2012, in El-Arish Marin Seaport from the catches by El-Dabba (Trammel net) gear about 95%, and by the Long line gear about 5%.

Several scales (5-6) were removed from the area below the pectoral fin, making sure that they were not regeneration scales, washed and stored dry in individually labeled envelopes.

Total length (TL) was measured to the nearest mm. And Total weight (TW) recorded to the nearest gram.

Total length-Scale radius relationship computed according to [25] total length-total weight relationship was computed according to [26]. Estimate the growth parameters of the [27] by fitting the [28,29] while "to" was estimated by inverse [27] for t_0 from L_{∞} and K, and the asymptotic weight "W_∞" was estimated by converting "L_∞" to the corresponding weight using the obtained formula for length weight relationship.

Length with the highest biomass in an unfished population (L_{opt}), estimated according to [30] from the parameters of the [27] growth function and natural mortality.

Estimate of life span (t_{max}) according to [31], where it is the approximate maximum age that fish of a given population would reach.

Instantaneous total mortality coefficient "Z" estimated by means of the following methods [32-35]. The Powell-Wetherall plot based [36] discussed in [37] and Linearized catch curve based on age composition data [38]. Instantaneous natural mortality coefficient "M" estimated by means of the following methods [39-46]. The fishing mortality coefficient "F" estimated by subtracting the natural mortality coefficient from the total mortality coefficient.

The exploitation rate "E" estimated by the formula suggested by [47]. Estimation of survival rates "S" as a number of fish alive after a specified time interval, divided by the initial number, usually on a yearly basis was done according to [38] equation.

Virtual Population Analysis (VPA) has become one of the most commonly used age-and time-dependent fish population models in fisheries science to analyze the historical data for estimation of population parameters of *D. sargus* in the coast of North Sinai [48,49].

Results

Besides, fishery management plans rely on accurate age determinations; if age estimations are not validated, errors in age determination could result in inaccurate mortality estimates, underestimation of strong year classes and longevity [50].

Total length-scale radius relationship

Microscopic examination of scales growth rings showed a linear

*Corresponding author: Ahmed M Al-Beak, General Authority for Fish Resources Development (GAFRD), Egypt, Tel: +20 2 22603934; E-mail: albeak2020@yahoo.com

Received August 15, 2015; Accepted December 04, 2015; Published December 16, 2015

Citation: Al-Beak AM, Ghoneim, SI, El-Dakar AY, Salem M (2015) Population Dynamic and Stock Assessment of White Seabream *Diplodus sargus* (Linnaeus, 1758) in the Coast of North Siani. Fish Aquac J 6: 152. doi:10.4172/2150-3508.1000152

Copyright: © 2015 Al-Beak AM, et al. This is an open-access article distributed under the terms of the Creative Commons Attribution License, which permits unrestricted use, distribution, and reproduction in any medium, provided the original author and source are credited.

regression between Length and scale radius of *D. sargus* represented by a straight line (Figure 1), the following formula representing this relationship:

$$L = 5.305 S - 2.528 r = 0.983$$

where, "L" is the total length (cm) and "S" is the total scale radius (micrometre division).

Length-weight relationship

The obtained equation found to be representing the relation between lengths and weights of *D. sargus* were:

$$W = 0.011 L^{3.165} \text{ with } r = 0.976$$

This relation can be explained graphically as in (Figure 2).

Theoretical growth in length and weight

Theoretical growth in length and weight of *D. sargus* in the coast of north Sinai by solve [27] growth equation for length and weight and fitting the [28,29] plot, were found as follows and constant as in (Table 1).

$$\text{For length } Lt = 40.71(1 - e^{-0.2497(t+0.2794)})$$

$$\text{For weight } Wt = 1368.1(1 - e^{-0.2497(t+0.2794)})^{3.165}$$

Estimation of L_{opt} and t_{max}

Approximate maximum length with the highest biomass of *D.*

sargus, caught from North Sinai coast was 26.63 cm, and approximate maximum age t_{max} was 11.73 years.

Population structure

Demographic structure

Length composition: Total length frequency composition of *D. sargus* distributed with 28 size groups from size range 11-11.9 cm to size range 38-38.9 cm, the size group 16-16.9 cm (about 16.25% of the total frequencies), is the domination in the size groups and the size groups 11-11.9 cm and 38-38.9 (about 0.10% of the total frequencies) were the least size group frequencies (Figure 3).

Age composition: Age composition of *D. sargus* with the percentage of fishes of each five age groups we found the age group (I) is dominant in the catch about 48.34%, where Age group (V) is the least represented group in the catch about 4.14% (Figure 4).

Instantaneous mortality and survival rats: Instantaneous total mortality rate "Z" of *D. sargus* found 0.7066 year⁻¹, even as the instantaneous natural mortality "M" and instantaneous fishing mortality "F" was 0.3961 year⁻¹ and 0.3105 year⁻¹ respectively. Survival rate from age composition data using [38] equation found 0.4857.

Exploitation rate: Exploitation rate "E" of *D. sargus* in North Sinai coast found 0.4394 where it less than the optimum fishing mortality in an exploited stock suggested by [47], approximately 0.5.

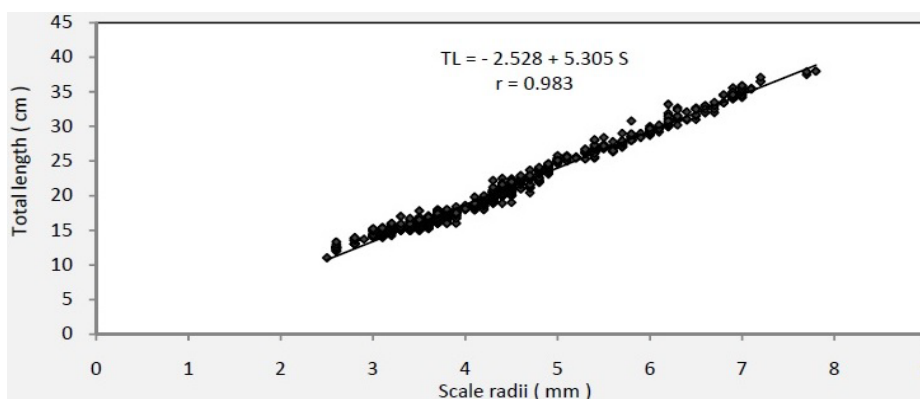


Figure 1: The relation between length and scale radius of *D. sargus* from the coast of North Sinai.

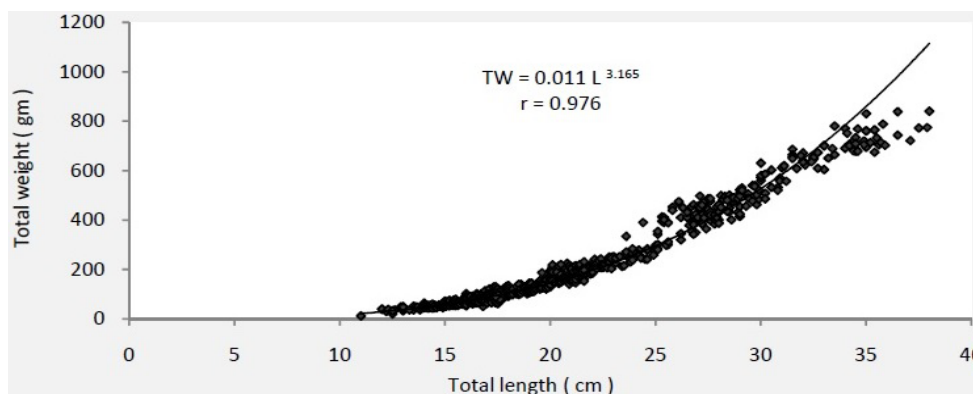


Figure 2: Length-weight relationship of *D. sargus* from the coast of North Sinai.

Constants	Ford (1933)–Walford (1946)
L_{∞}	40.71 cm.
K	0.2497 year ⁻¹
t_0	-0.2794 year ⁻¹
W_{∞}	1368.1 gm.

Table 1: Constants of Von Bertalanffy's growth equation of *D. sargus* from the coast of North Sinai.

Virtual population analysis

Estimation of age and time-population model done by using [48] cohort analysis as in Figure 5 and we perceive that this model defined cumulative instantaneous rate of fishing mortality "F" of the fish in the

population, where it increased to the maximum value at age group 2 (0.4295 year⁻¹) then it decreased, age group 1 and 5 have minimum value. Population number and survivors had decreased from age group 1 to 5 by the natural losses of biomass of cohort and fishing losses, while catches number increased in smaller ages (1 and 2) and decreased in older ages (4 and 5) where that means there was fishing pressure of smallest fishes.

Discussion

Biological management of fisheries resources is generally aimed at preventing overfishing and optimizing yield. Age and growth parameters are the most important study to our understanding of the species biology was enabled to control of fishing.

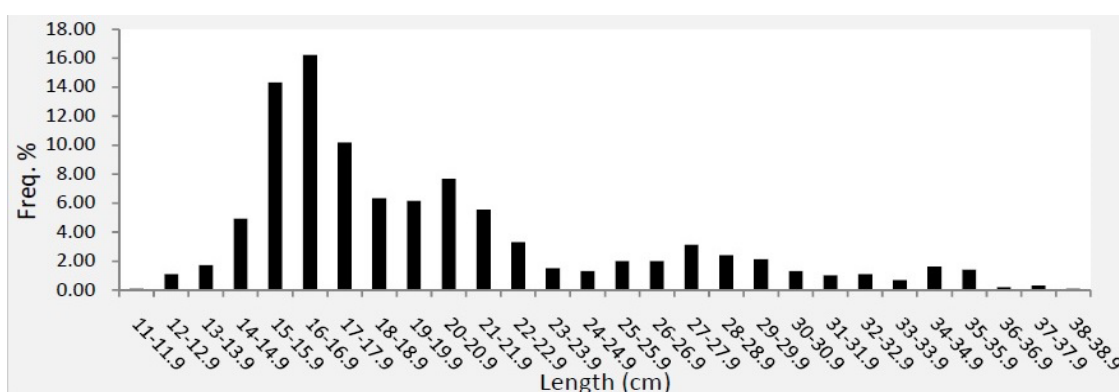


Figure 3: Length frequency distribution of *D. sargus* from the coast of North Sinai.

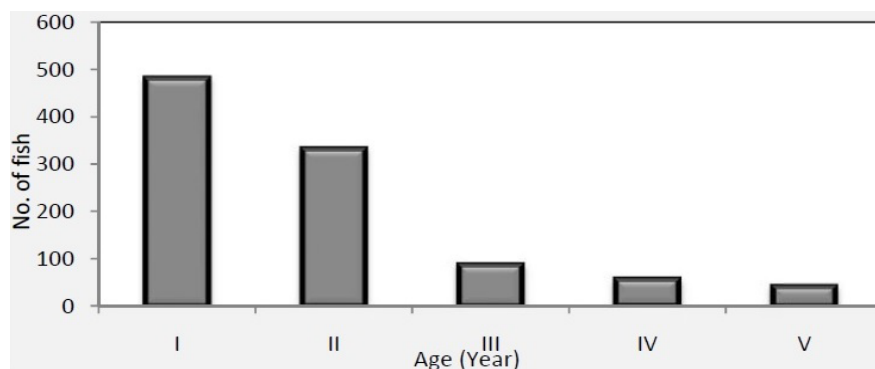


Figure 4: Age composition of *D. sargus* from the coast of North Sinai.

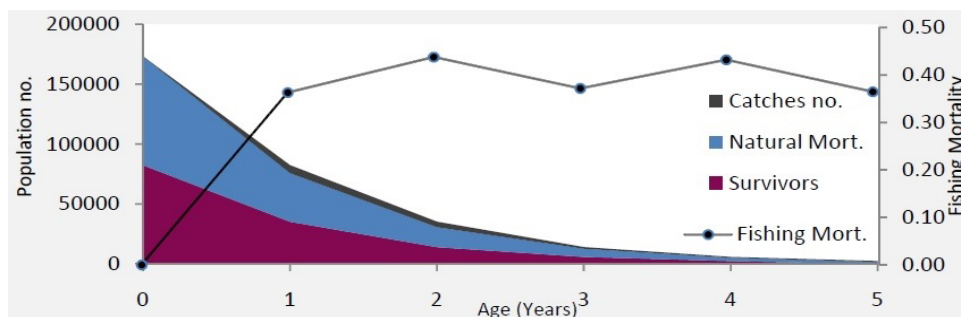


Figure 5: Virtual population analysis of *D. sargus* from the coast of North Sinai.

In the present work, data for body length and scale radius show a linear on their scatter diagram. For length-weight relationship of *D. sargus* in the coast of North Sinai fishery we found “b” parameter (b=3.165), this was agreement with [51] in the Egyptian Mediterranean water b=3.144, [52] in the Gulf of Lion b=3.123, [53] in the Azores b=3.181 for both Males and Females, for Males was b=3.032 and for Females was b=3.054. Less than [54] in the South-East coast of South Africa b=3.242 and more than [55] in the Egyptian Mediterranean water b=2.859, [21] in the Gulf of Tunis b=3.129 for Males, for Females b=2.994 and for all individuals b=3.051, [23] in Abu Qir bay b=2.942 and [56] in the Eastern coast of Algeria b=2.987.

Growth parameters of the [27-29] by fitting the plot are arranged (Table 2). From this table we can perceive a varied diverse between authors and we can deduce that there are difference between growths in different locations; it may be return to the water surface temperature and food abundance.

The approximate maximum age (t_{max}) of *D. sargus* in the coast of North Sinai are less than [57] in South Africa $t_{max}=21$ years and $t_{max}=14$ years. Similar with [17] $t_{max}=12$ years, $t_{max}=13.4$ years and [23] in Abu Qir bay $t_{max}=11.45$ years, these means that *D. sargus* have the same maximum age in the nearest geographic locations.

Length frequency distributions provide snapshots of the combination of fish species present and the sizes of individuals at particular locations and times. The smallest fish length in the catch of *D. sargus* in present work was 11 cm TL, while the biggest length was 38 cm TL, this result indicates that the *D. sargus* in the coast of North Sinai was fishing in small lengths at the first year of life.

In addition, if the length composition of our sample reflects the commercial fishery catches, we must point out that more than 70% of the fish caught were smaller than length at first maturity. Therefore, in order to improve the stock management of *D. sargus* and the conservation of this species in the coast of North Sinai, an increase

in the minimum legal length authorized for capture is strongly recommended.

The most dominant age in the catch of *D. sargus* is age group I where it contributes about 48.34%, this result was similar with [52,56] that indicate not only there was a fishing pressure on this fish but also that occur in different locations.

Before estimating the fishing and natural mortalities separately, it is convenient to estimate the total mortality. Instantaneous total mortality coefficient “Z” of *D. sargus* in the coast of North Sinai fishery was 0.7066 year⁻¹. [53] estimated the total mortality for *D. vulgaris* in the South coast of Portugal, which was 0.625 year⁻¹, [23] found total mortality was 1.092 year⁻¹ for *D. sargus* and 1.049 year⁻¹ for *D. vulgaris*.

Estimating natural mortality “M” is one of the most difficult and critical elements of a stock assessment [58]. Natural mortality “M” of *D. sargus* in present study was 0.3961 year⁻¹, [23] estimated natural mortality which was 0.606 year⁻¹ for *D. sargus* and 0.600 year⁻¹ for *D. vulgaris*. The same species may have different natural mortality rates in different areas depending on the density of predators and competitors, whose abundance is influenced by fishing activities [59].

Estimates of fish mortality rates are often included in mathematical yield models to predict yield levels obtained under various exploitation scenarios. Fishing mortality “F” in present study was 0.3105 year⁻¹.

Exploitation rate is the fraction of an age class that caught during the life span of a population exposed to fishing pressure, the exploitation rate was 0.4394, [22] found exploitation rate was 0.445.

Virtual Population Analysis (VPA) cohort analysis was first developed as age based methods. It is commonly used for studying the dynamics of harvested fish populations [49] the feature of VPA that is most important for practical use is that, given a high fishing pressure, estimates of population size obtained tend to converge rapidly toward their true value, and hence usually provide, given a reasonable estimate of M, reliable estimates of recruitment [48]. Present study could be considered as a base for future studies that help to predict the future catch in North Sinai coast and demonstrate that the *D. sargus* died by natural mortality more than those which die by fishing mortality. It could also be seen that, the increase in fishing mortality as the fish increases in age was accompanied by a decrease in the population numbers of the species understudy. On the other hand, the natural mortality decreases as the fish gets older. These results are in agreement with [23] in Abu Qir bay, Alexandria, Egypt.

From previous results we can conclude that the white seabream *D. sargus* in the coast of North Sinai facing more stress which fishing effort is more based on age groups I and II with small lengths from 14 to 17 cm. Also, it must to catch these fishes at ages more than 2 till 3 years to give it chance to grow to economical preferred size and to reduce overfishing of its first year of life.

References

1. Linnaeus C (1758) Systema naturae per regna tria naturae, secundum classes, ordines, genera, species, cum characteribus, differentiis, synonymis, locis. Tomus I. Editio decima, reformata. Impensis Direct. Laurentii Salvii, Holmiae. P. 824.
2. Fisher W, Schneider M, Bauchot ML (1987) Fiches FAO d'identification des espèces pour les besoins de la pêche. Méditerranée et mer Noire. Zone de pêche. Végétaux et Invertébrés (FAO species identification cards for needs of fishing. Mediterranean and Black sea. Fishing area. Plants and Invertebrates). Rome, FAO. pp. 1-760.
3. Lenfant P, Planes S (1996) Genetic differentiation of white seabream within the

Author and date	Method	L_{∞}	K	t_0	W_{∞}	Location
[52]	Scales	46.7	0.12	-1.63	2089	N/W Medit.
		0			7	
[60]	Otoliths	48.4	0.18	-0.06	-	N/E Atlantic
		8			-	
[9]	Otoliths	41.7	0.25	-0.08	-	N/W Medit.
		0			-	
[57]	Otoliths	30.9	0.25	-1.05	-	South Africa
		4			-	
[17]	Otoliths	47.3	0.14	-1.97	-	Canary Islands
		0			-	
[22]	Otoliths	40.9	0.18	-1.28	-	South Portugal
	Scales	39.5	0.15	-1.89	-	
[61]	Otoliths	41.2	0.18	-0.86	524	South
[55]	Scales	32.7	0.13	-1.84	-	Egypt
[23]	Scales	31.3	0.26	-0.73	-	Abu Qir Bay
		8			-	
[56]	All	36.3	0.15	-0.49	-	Eastern Algeria
	Males	35.1	0.16	-0.43	-	
	Females	35.4	0.16	-0.6	-	
Present study	Scales	40.7	0.25	-0.28	1368	E. Medit.

Table 2: Von Bertalanffy's growth parameters (L_{∞} , K, t_0 and W_{∞}) for *D. sargus* for various authors and in different locations.

- Lion's Gulf and the Ligurian Sea (Mediterranean Sea). Journal of Fish Biology. 49: 613-621.
4. Girardin M (1978) Les Sparidae (Pisces, Teleostei) du Golfe du Lion-Ecologie et Biogeographie. Université des Sciences et Techniques du Languedoc, Laboratoire Ichthyologie et de Parasitologie Générale, Montpellier, Diplôme D'Études Approfondies D'Écologie Générale et Appliquée-Option Ecologie Aquatique. P. 146.
 5. Wassef EA (1985) Comparative biological studies of four *Diplodus* species (Pisces: Sparidae). *Cybiurn* 9: 203-215.
 6. Rosecchi E (1987) L'Alimentation de *Diplodus annularis*, *Diplodus sargus*, *Diplodus vulgaris* et *Sparus aurata* (Pisces, Sparidae) dans le golfe de Lion et les lagunes littorales. Rev. Trav. Inst. Pechesmarit. 49: 125-141.
 7. Abou-Seedo F, Wright JM, Clayton DA (1990) Aspect of the biology of *Diplodus sargus*-kotschyi (Sparidae) from Kuwait bay. *Cybiurn*. 14: 217-223.
 8. Harmelin JG, Lebouleux V (1995) Microhabitat requirements for settlement of juvenile sparid fishes on Mediterranean rocky shores. *Hydrobiologia*. Pp. 300-320.
 9. Gordoa A, Moli B (1997) Age and growth of the sparids *D. vulgaris*, *D. sargus* and *D. annularis* in adult populations and the differences in their juvenile growth patterns in the North Western Mediterranean Sea. *Fish. Res.* 33: 123-129.
 10. Sala E, Ballesteros E (1997) Partitioning of space and food resources by three fish of the genus *Diplodus* (Sparidae) in a Mediterranean rocky infralittoral ecosystem. *Mar. Ecol. Prog. Ser.* 152: 273-283.
 11. Macpherson E, Biagi F, Francour P, Garcia RA, Harmelin J, et al. (1997) Mortality of juvenile fishes of the genus *Diplodus* in protected and unprotected areas in the Western Mediterranean Sea. *Mar. Ecol. Prog. Ser.* 160: 135-147.
 12. Macpherson E (1998) Ontogenetic shifts in habitat use and aggregation in juvenile sparid fishes. *J. Exp. Mar. Biol. Ecol.* 220: 127-150.
 13. Planes SE, Macpherson, Biagi F, Garcia RA, Harmelin J, et al. (1999) Spatio temporal variability in growth of juvenile sparid fishes from Mediterranean littoral zone. *J. Mar. Biol. Assoc. UK.* 79: 137-149.
 14. Gonçalves JMS (2000) Biologica Pesqueirae Dinamica Populacional de *Diplodus vulgaris* (Geoffr) e *Spondylio soma cantharus* (L) (Pisces, Sparidae) na costa Sudoeste de Portugal. Universidade do Algarve, UCTRA, Faro, Ph.D. Thesis. P. 369.
 15. Vigliola, L, Harmelin-Vivien ML (2001) Post-settlement ontogeny in three Mediterranean reef fish species of the genus *Diplodus*. *Bull. Mar. Sci.* 68: 271-286.
 16. Mariani S (2001) Cleaning behaviour in *Diplodus* spp: chance or choice? A hint for future investigations. *J. Mar. Biol. Assoc. UK.* 81: 715-716.
 17. Pajuelo JG, Lorenzo JM (2002) Growth and age estimation of *Diplodus sargus cadenati* (Sparidae) off the Canary Islands. *Fish. Res.* 59: 93-100.
 18. Lanfant J (2003) Demographic and genetic structure of white seabream populations (*Diplodus sargus*, Linnaeus, 1758) inside and outside a Mediterranean reserve. *C.R. Biologies* 326: 751-760.
 19. Morato TP, Afonso P, Lourinho, RDM, Nash, RS, Santos (2003) Reproductive biology and recruitment of the sea bream in the Azores. *J. Fish. Biol.* 63: 59-72.
 20. Pajuelo JG, Lorenzo JM (2004) Basic characteristics of the population dynamics and state of exploitation of Moroccan white seabream, *Diplodus sargus cadenati* (Sparidae) off Canarian Archipelago. *J. Appl. Ichthyol.* 20: 15-21.
 21. Mouine NP, Francour M, Ktari, NCH-Marzouk (2007) The reproductive biology of *Diplodus sargus sargus* in the Gulf of Tunis (central Mediterranean). *Scientia Marina*. 71: 461-469.
 22. Abecasis D, Bentes L, Coelho R, Correia C, Lino PG, et al. (2008) Ageing Seabream: A comparative study between scales and otoliths. *Fisheries Research*. 89: 37-48.
 23. Mahmoud HH, Osman AM, Ezzat AA, AM Saleh (2010) Fisheries biology and management of *Diplodus sargus sargus* (Linnaeus, 1758) in Abu Qir Bay, Egypt. *Egy. J. Aquat. Res.* 36: 123-131.
 24. GAFRD (2012) Fish statistics year book, General Authority for Fish Resources Development. Egypt. Pp: 106.
 25. Whitney RR, Carlender KD (1956) In temperature of body Scale regression for competing body length of fish. *J. wild. Management.* 20: 21-27.
 26. Le Cren ED (1951) The length-weight relationship and seasonal cycle in gonadal weight and condition in perch (*Perca fluviatilis*). *J. Animal Ecol.* 20: 201-219.
 27. Von Bertalanffy L (1938) A quantitative theory of organic growth. (Inquiries on growth laws II). *Hum. Biol.* 10: 181-213.
 28. Ford E (1933) An account of the herring investigation conducted at Ply Mouth. *J. Mar. Biol. Ass. UK.* Pp: 305-384.
 29. Walford LA (1946) A new graphic method of describing the growth of animals. *Biol. Bull. Mar. Biol.* 90: 141-147.
 30. Beverton RJH (1992) Patterns of reproductive strategy parameters in some marine teleost fishes. *J. Fish Biol.* 41: 137-160.
 31. Taylor CC (1958) Cod growth and temperature. *J. Cons. CIEM.* 23: 366-370.
 32. Heinke F (1913) Investigations on the plaice. General report 1. Plaice fishery and protective regulations. *Rapp Pv Réunion. Cons. Int. Explor. Mer.* 17: 1-153.
 33. Jackson CHN (1938) The analysis of animal population. *J. Anim. Ecol.* 8: 238-264.
 34. Chapman DG, Robinson DS (1960) The analysis of a catch curve. *Biometrics.* 16: 354-368.
 35. Beverton RJH, Holt SJH (1956) A review of methods for estimating mortality rates in exploited fish populations, with special reference to sources of bias in catch sampling. *Rapp Pv Réunion. CIEM.* 140: 67-83.
 36. Powell DG (1979) Estimation of mortality and growth parameters from the length frequency of a catch. *Rapp Pv Réunion. CIEM.* 175: 167-169.
 37. Wetherall JA, Plovina JJ, Ralston S (1987) Estimating growth and mortality in steady-seate fish stocks from length-frequency data. *ICLARM. Conf. Proc.* 13: 53-74.
 38. Ricker WE (1975) Computation and interpretation of biological statistics of fish populations. *Bull. Fish. Res. Board of Canada.* 191: 2-6.
 39. Ursin E (1967) A mathematical model of some aspects of fish growth, respiration and mortality. *J. Fish. Res. Bd. Can.* 24: 2355-2453.
 40. Alverson DL, MJ Carney (1975) A graphic review of the growth and decay of population cohorts. *J. Cons. int. Explor. Mer.* 36: 133-143.
 41. Pauly D (1980) On the interrelationships between natural mortality, growth parameters, and mean environmental temperature in 175 fish stocks. *J. Cons. Int. Explor. Mer.* 39: 175-192.
 42. Hoening JM (1983) Empirical Use of Longevity Data to Estimate Mortality Rates. *Fishery Bulletin.* 82: 898-903.
 43. Chen S, Watanabe S (1989) Age Dependence of Natural Mortality Coefficient in Fish Population Dynamics. *Nippon Suisan Gakkaishi.* 55: 205-208.
 44. Jensen AL (1996) Beverton and Holt life history invariants result from optimal trade-off of reproduction and survival. *Canadian Journal of Fisheries and Aquatic Sciences.* 53: 820-822.
 45. Lorenzen K (1996) The relationship between body weight and natural mortality in juvenile and adult fish: a comparison of natural ecosystems and aquaculture. *Journal of Fish Biology.* 49: 627-647.
 46. Hewitt DA, Hoening JM (2005) Comparison of two approaches for estimating natural mortality based on longevity. *Fishery Bulletin.* 103: 433-437.
 47. Gulland JA (1971) The fish resources of the Oceans. Fishing News Books Ltd. England. Pp: 255.
 48. Pope JG (1972) An investigation of accuracy of virtual population analysis using cohort analysis. *Res. Bull. ICNAF.* 9: 65-74.
 49. Xiao Y, YG Wang (2007) A revisit to Pope's cohort analysis. *Fish. Res.* 86: 153-158.
 50. Beamish RJ, GA Macfarlane (1983) The forgotten requirement for age validation in fisheries biology. *Trans. Am. Fish. Soc.* 112: 735-743.
 51. El Maghraby AM, Botros GA (1981) Maturation, spawning and fecundity of two sparid fish *Diplodus sargus* L and *Diplodus vulgaris*, Geoffr in the Egyptian Mediterranean waters. *Bull. Nat. Inst. of Oceanogr. Fish.* ARE 8: 51-67.
 52. Man-Wai R, Quignard JP (1982) The seabream *Diplodus sargus* (Linne 1758) in Gulf of Lion: growth of the seabream and characteristics of landings from the

- commercial fishing grounds of Sete and Grau-du-Roi. Rev. Trav. Inst. Peches Marit. Nates. 46: 173-194.
53. Morato TP, Afonso P, Lourinho JP, Barreiros RS, Santos, et al. (2001) Weight length relationship for 21 coastal fish species of Azores, North Eastern Atlantic. Fish. Res. 50: 297-302.
54. Mann BQ (1992) Aspect of the biology of tow inshore sparid fishes (*Diplodus sargus capensis* and *Diplodus cervinus hottentotus*) off the South-East coast of South Africa. M.Sc. Thesis. Rhodes University.
55. Lahlah M (2004) Ecological studies on two fish species inhabiting coastal Seaweed meadows in Alexandria waters. Ph.D. Thesis. Alex. Univ. Fac. of Scince.
56. Benchalel W, MH Kara (2012) Age, growth and reproduction of the white seabream *Diplodus sargus sargus* (Linnaeus, 1758) off the eastern coast of Algeria. *J. Appl. Ichthyol.* 29: 640-70.
57. Mann BQ, CD Buxton (1997) Age and growth of *Diplodus sargus capensis* and *D. cervinus hottentotus* (Sparidae) on the Tsitsikamma coast, S. Africa. *Cybiurn* 21: 135-147.
58. Harmelin-Vivien ML, Hewitt DA, Lambert DM, Hoenig JM, Lipcius RN (2007) Direct and indirect estimates of natural mortality for Chesapeake Bay blue crab. *Transactions of the American Fisheries Society.* 136: 1030-1040.
59. Sparre P, Venema SC (1998) Introduction to tropical fish stock assessment. Part I, FAO Fish. Tech. pap. 1: 306.
60. Pastor CM, VML Cuadros (1996) Edad, crecimiento y reprodución de *Diplodus sargus* Linnaeus (1758) (Sparidae) en aguas asturianas (norte de Espana). *Boll. Instituto Espanol Oceanografia.* 12: 65-76.
61. Erzini K, Bentes L, Coelho R, Correia C, Lino P, et al. (2001) Fisheries biology and assessment of demersal species (Sparidae) from the South of Portugal. UE. DG XIV-98/082. Final report. pp: 1-263.