

Development and Quality Evaluation of RTS (Ready to Serve) Beverages Made from Traditional Indian Medicinal Plants

Harsha Hirdyani*

Lovely Professional University, Jalandhar Delhi, GT road, NH-1, Phagwara, Punjab, India

Abstract

Kinnow juice, Basil extract, ginger and sugar syrup were optimized and blended to form a RTS beverage which was pasteurized at 90°C for 25 sec cooled and stored at refrigerated temperature 5°C for 20 days. Physico-chemical and sensory analysis was done. Marginal changes in pH, total soluble solids, acidity, vitamin C and antioxidant content were observed. The TSS increased during the storage period and was reported to be increased by 2.5°Brix. Addition of basil extract and ginger to kinnow juice greatly increased the antioxidant potential of the juice and also Vitamin C. Vitamin C, pH and subsequently acidity decreased as the storage time increased. Ascorbic acid content was reported to decrease by 10-14 mg/100 gm in all the RTS (Ready to Serve) beverages. The antioxidant potential gradually decreased during the storage period from 54.2 in 10% to 60.1 in 25% RTS. The mean overall acceptability scores of more than 8 for beverage samples up to 20% basil extract incorporation indicated the commercial scope for manufacturing good and nutritious RTS beverage, which will also be helpful in providing good antioxidant and nutraceuticals potential to the consumer. Heat pasteurisation (90°C for 25 sec) and basil and ginger extract were more effective for inactivating the microbial flora. However the shelf life of the RTS was established within 10 days, after this the acceptability decreased. The product is recommended children, youth and elderly persons to be used within 10 days.

Keywords: Kinnow juice; Basil extract; Ginger; RTS beverage; Physicochemical evaluation; Sensory evaluation; Antioxidants

Introduction

Medicinal plants are being used from the ancient times as the source of medicine and healing properties. They have nutraceuticals potential which makes it effective for use in any infection and disease according to the traditional concept of Ayurveda. Holy Basil (*Ocimum sanctum*) is one of the most widely grown herbs for therapeutic use. The herb is used as a remedy for a variety of conditions including the common cold, headaches, stomach disorders, heart disease, inflammation, malaria, various forms of poisoning, as well as spiritual and flavoring purposes. Recent studies suggest holy basil may be a (cyclooxygenase-2) COX-2 inhibitor, like many modern painkillers, due to its high concentration of eugenol [1]. One small study showed it to reduce blood glucose levels in type 2 diabetics when combined with hypoglycemic drugs [2]. It has also shown beneficial for reducing the cholesterol levels and blood glucose levels [3], for radiation radiation poisoning [4] and cataracts [5] due to its high antioxidant content. It is also very useful for respiratory disorders [6]. Ginger (*Zingiber officinale*) has strong antibacterial and to some extent antifungal properties. In vitro studies have shown that active constituents of ginger inhibit multiplication of colon bacteria. It inhibits the growth of *Escherichia coli*, *Proteus sp*, *Staphylococci*, *Streptococci* and *Salmonella* [7]. Ginger is also used in Chinese and Japanese medicines for cholesterol and blood glucose lowering effects [8-10].

Kinnow (*Kinnow mandarin*) is quite important as it has a great variety of beverage, industrial and medicinal uses due to its attractive colour, distinctive flavour and being rich source of vitamin 'C', vitamin 'B', β -carotene, calcium and phosphorous [11]. Kinnow juice turns bitter after extraction due to conversion of limonate-a-ring-lactone (non-bitter) to limonin (bitter compound) during storage [12], and makes the processing of this fruit limited. For improving the taste, aroma, palatability, nutritive value and reducing bitterness kinnow juice was blended with some other highly nutritive fruit juices and spice extracts [13,14].

Thus blending of these juices together will improve the nutritional value of the juices and also the antimicrobial effects. Sethi [3] in 2004 conceptualized that fruit drink based on Ayurvedic formulations has great medicinal and therapeutic value for an individual and also evaluate that there are different fruit drinks or herbal drinks according to the seasonal requirement for an individual. There are many fruit drinks or RTS beverages of Ayurveda has been made or utilized for the health benefits of an individual [15]. Moreover, one could think of a new product development through blending in the form of a natural health drink, which may also be served as an appetizer (Figure 1).

Materials and Methods

Fully matured and fresh fruits and the required raw materials were procured from local market of Jalandhar, Punjab due to its easy proximity and were brought to Lovely Professional University, Phagwara. Juice blends were developed in different ratios as mentioned in Table 1 (Figure 2).

RTS beverage preparation

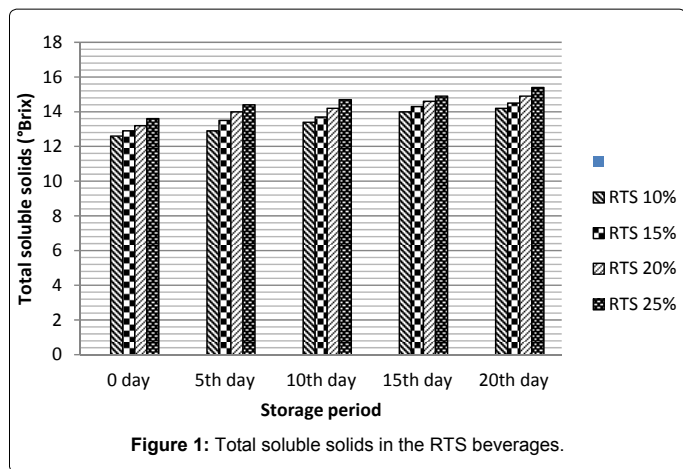
Fresh holy basil leaves were washed and then blended in pestle mortar. The thick paste was used to extract the juice with the help of distilled water and muslin cloth. Appropriate quantity of that juice was then used in different ratios in the preparation of the RTS drink. Ginger

*Corresponding author: Harsha Hirdyani, Lovely Professional University, Jalandhar Delhi, GT road, NH-1, Phagwara, Punjab, India, Tel: 09888858843; E-mail: harshahirdyani19@gmail.com

Received May 28, 2015; Accepted June 24, 2015; Published June 29, 2015

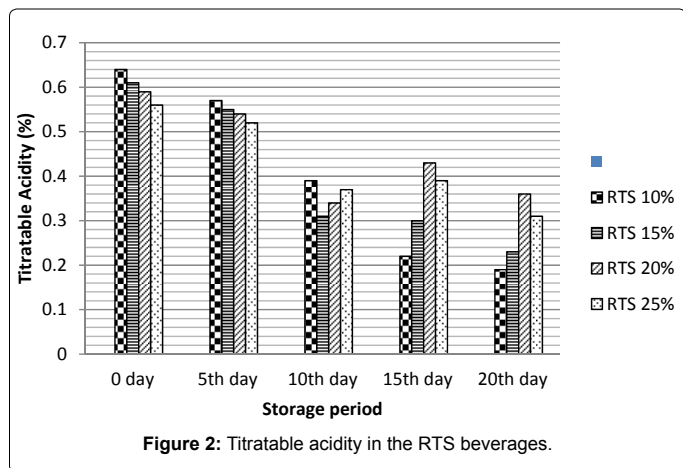
Citation: Hirdyani H (2015) Development and Quality Evaluation of RTS (Ready to Serve) Beverages Made from Traditional Indian Medicinal Plants. J Nutr Food Sci S13: 004. doi:10.4172/2155-9600.S13-004

Copyright: © 2015 Hirdyani H. This is an open-access article distributed under the terms of the Creative Commons Attribution License, which permits unrestricted use, distribution, and reproduction in any medium, provided the original author and source are credited.



Samples	Kinnow juice	Basil extract	Ginger extract	Sugar syrup	Total volume
RTS 10%	40 ml	10 ml	5 ml	45 ml	100 ml
RTS 15%	35 ml	15 ml	5 ml	45 ml	100 ml
RTS 20%	30 ml	20 ml	5 ml	45 ml	100 ml
RTS 25%	25 ml	25 ml	5 ml	45 ml	100 ml

Table 1: Blending ratios of RTS beverages.



was first cut into small pieces and then blended very finely in a pestle mortar. Juice was extracted using distilled water. Kinnow juice was extracted using a household mixer and then used along with the pulp. Sugar syrup was made using 100 gms of sugar and 50 gms of water heated to 102°C. Kinnow juice, holy basil, gingers and sugar syrup were used in the ratios of 40:10:5:45; 35:15:5:45; 30:20:5:45; and 25:25:5:45 (Figure 3).

Three batches of beverages mixture were prepared. The products were filled in PET bottles which were sterilized at 110°C for 10 minutes, then sealed. After that bottles were pasteurized at 90°C for 25 sec cooled and stored at refrigerated temperature 5°C for 20 days (Figure 4).

Total soluble solids

Total soluble solids were analysed by using Digital refractometer (Rudolph, USA). Fruit pulp was extracted and passed through muslin cloth, a drop of filtrate was put on a refractometer prism and TSS was recorded as °Brix.

Titrate acidity and pH

10 gm well mixed juice was diluted to 250 ml with boiled water. Titration was done with 0.1 N NaOH, 0.3 ml phenolphthalein for each 100 ml of the solution to pink. End point was taken for 30 seconds [16]. pH was taken by using pH meter.

Ascorbic acid

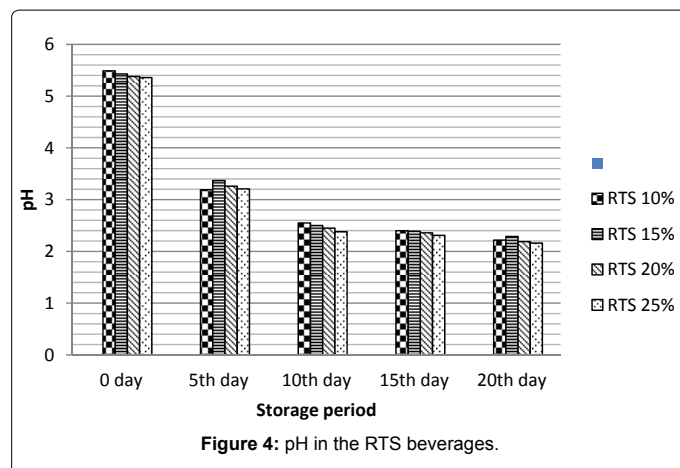
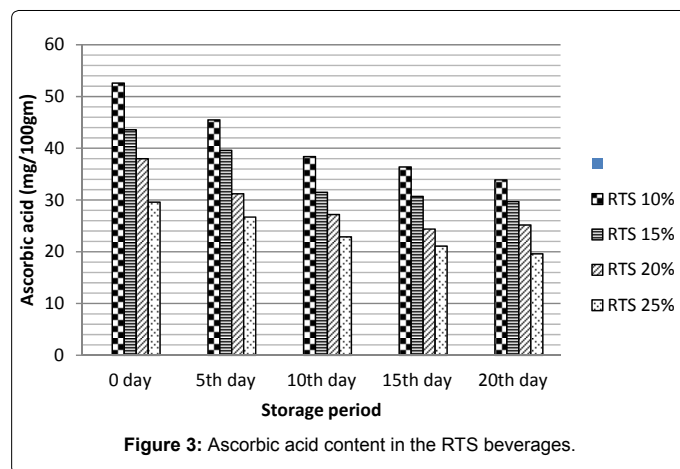
Sample solution equivalent to 0.2 mg ascorbic acid mL⁻¹ was prepared in water containing 3% (w/v) met phosphoric acid. It was titrated against standard 2,6 dichlorophenol indophenol (2,6 DCIP) solution of 0.5 mg mL⁻¹ concentration until the pink colour developed completely. The same process was repeated with blank [16].

Antioxidant activity

Free radical scavenging activity of extracts was measured by: the evaluation of the free radical-scavenging effect on the 1,1-diphenyl-2-picrylhydrazyl radical. An aliquot of fruit extract will mixed with 3.9 ml of 0.1 mM DPPH methanol solution. The mixture will thoroughly mix and kept in the dark for 30 minutes. The absorbance was measured later, at 515 nm, against a blank of methanol without DPPH (Figure 4).

Microbiological studies

Prepared RTS were studies for microbial load. The microbial content of all the samples was estimated by using total plate count technique [17].



Sensory analysis

All estimations were carried out in triplicate at 5 days interval and the mean values reported. A panel of 10 semi-trained members carried out the overall acceptance test for the beverage 9-point Hedonic scale, where 9 is "like extremely" and 1 is "dislike extremely" as described by Amerine [18].

Statistical analyses

The statistical analyses were carried out by Two-way ANOVA classification as described by Snedecor and Cochran.

Results and Discussion

Physicochemical analysis

Total soluble solids: The TSS increased with gradual passage of storage time, which might be due to hydrolysis of polysaccharides into monosaccharide and oligosaccharides. Similar results were also reported by Jan and Masih [19], Deka and Sethi [20] in juice blends and Deka [21] found an increasing trend in total soluble solids during storage at ambient and low temperature in lime - aonla and mango-pineapple spiced RTS beverages (Table 2).

Titrateable acidity: There was a significant decrease in titrateable acidity content during storage (Table 3), this was due to the decreasing amount of Kinnow juice in the respective blends. Titrateable acidity decreased from about 0.61 on day 0 in the optimized RTS to about 0.19 on the 20th day. Significant decrease was assumed to due to the decrease in the Vitamin C content as it is soluble in water and oxidation sensitive [22,23] (Figure 5).

Ascorbic acid: The ascorbic acid (vitamin "C") content of the beverages decreased during storage with the advancement of storage period, which was probably due to the fact that ascorbic acid being sensitive to oxygen, light and heat was easily oxidized in presence of oxygen by both enzymatic and non-enzymatic catalyst. Maximum ascorbic acid content was found in RTS 10% at day 0 which gradually decreased till day 20th. Minimum ascorbic acid content was found in RTS 25% at the day 20th (Table 4).

pH: There was a significant decrease in pH during storage (Table 5). This might be due to increase in titrateable acidity, as acidity and pH are

Treatments	0 day	5 th day	10 th day	15 th day	20 th day
RTS 10%	12.6 ± 0.15	12.9 ± 0.06	13.4 ± 0.11	14.0 ± 0.03	14.2 ± 0.2
RTS 15%	12.9 ± 0.02	13.5 ± 0.14	13.7 ± 0.13	14.3 ± 0.11	14.5 ± 0.05
RTS 20%	13.2 ± 0.14	14.0 ± 0.16	14.2 ± 0.09	14.6 ± 0.14	14.9 ± 0.12
RTS 25%	13.6 ± 0.12	14.4 ± 0.09	14.7 ± 0.02	14.9 ± 0.07	15.4 ± 0.16
F- test	S	S	S	S	S
C.D.(P=0.05)	0.082	0.093	0.124	0.079	0.091

*Mean ± S.D. (n=3)

Table 2: Total soluble solids in the RTS beverages.

Treatments	0 day	5 th day	10 th day	15 th day	20 th day
RTS 10%	0.64 ± 0.04	0.57 ± 0.02	0.39 ± 0.07	0.22 ± 0.01	0.19 ± 0.02
RTS 15%	0.61 ± 0.16	0.55 ± 0.05	0.31 ± 0.17	0.3 ± 0.01	0.23 ± 0.12
RTS 20%	0.59 ± 0.09	0.54 ± 0.14	0.44 ± 0.11	0.43 ± 0.07	0.36 ± 0.09
RTS 25%	0.56 ± 0.11	0.52 ± 0.08	0.37 ± 0.06	0.39 ± 0.04	0.31 ± 0.06
F- test	S	S	S	S	S
C.D.(P=0.05)	0.984	0.968	0.884	0.104	0.926

*Mean ± S.D. (n=3)

Table 3: Acidity in the RTS beverages.

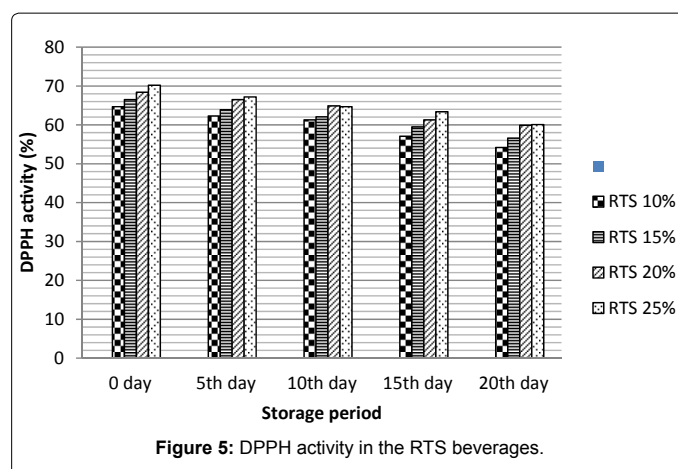


Figure 5: DPPH activity in the RTS beverages.

Treatments	0 day	5 th day	10 th day	15 th day	20 th day
RTS 10%	52.6 ± 0.52	45.5 ± 0.34	38.4 ± 0.17	36.4 ± 0.16	33.9 ± 0.11
RTS 15%	43.6 ± 0.40	39.6 ± 0.37	31.5 ± 0.22	30.7 ± 0.05	29.7 ± 0.21
RTS 20%	38.0 ± 0.02	31.2 ± 0.09	27.2 ± 0.07	24.4 ± 0.09	25.2 ± 0.03
RTS 25%	29.6 ± 0.40	26.7 ± 0.11	22.9 ± 0.16	21.1 ± 0.12	19.6 ± 0.06
F- test	S	S	S	S	S
C.D.(P=0.05)	0.424	0.187	0.948	1.346	2.187

*Mean ± S.D. (n=3)

Table 4: Ascorbic acid content in the RTS beverages.

Treatments	0 day	5 th day	10 th day	15 th day	20 th day
RTS 10%	5.49 ± 0.13	3.19 ± 0.01	2.55 ± 0.05	2.40 ± 0.11	2.22 ± 0.01
RTS 15%	5.43 ± 0.05	3.37 ± 0.04	2.50 ± 0.01	2.39 ± 0.05	2.29 ± 0.06
RTS 20%	5.38 ± 0.23	3.26 ± 0.22	2.45 ± 0.10	2.36 ± 0.07	2.19 ± 0.02
RTS 25%	5.36 ± 0.03	3.21 ± 0.16	2.38 ± 0.11	2.31 ± 0.09	2.16 ± 0.15
F- test	S	S	S	S	S
C.D.(P=0.05)	0.028	0.674	0.736	0.782	0.814

*Mean ± S.D. (n=3)

Table 5: pH content in the RTS beverages.

inversely proportional to each other. Majumdar [24,25] also reported similar results for a juice blend of bottle guard and basil leaves juice.

Antioxidant value: The antioxidant capacity (DPPH value) of the juice blend with 25% of holy basil was found maximum and least was found in RTS 10% on day 0 (Table 6). The antioxidant potential gradually decreased during the storage period from 54.2 in 10% to 60.1 in 25% RTS. Similar results were reported by GAO and Rupasinghe in 2012 on apple carrot juice blends (Figure 6).

Storage studies: The optimized mixed RTS beverages were pasteurized at 90°C for 25 sec cooled and stored at refrigerated temperature 5°C for 20 days. The sensory parameters, TSS, titrateable acidity, pH, vitamin C content and antioxidant activity of these RTS were studied for a period of 20 days, after every 5 day intervals. The overall acceptability of the RTS beverages did not show significant difference during storage ($p > 0.05$). In microbiological study, immediately after preparation of juice, the total number of viable count was not uniform. It also showed that the count increased during the storage period. The initial microbial load was found to be 1.84 (log CFU g^{-1}) which was not increased significantly during the storage period. The resistance to microbial activity was assumed because of the basil and ginger content as they are potent antimicrobials.

Sensory evaluation: Overall sensory scores obtained by the

Treatments	0 day	5 th day	10 th day	15 th day	20 th day
RTS 10%	64.7 ± 1.11	62.3 ± 0.32	61.3 ± 0.05	57.1 ± 0.25	54.2 ± 0.04
RTS 15%	66.5 ± 1.82	63.9 ± 0.04	62.1 ± 0.05	59.5 ± 0.16	56.6 ± 0.75
RTS 20%	68.4 ± 0.11	66.5 ± 0.28	64.9 ± 0.02	61.3 ± 0.13	59.9 ± 0.25
RTS 25%	70.2 ± 0.04	67.2 ± 0.84	64.7 ± 0.14	63.4 ± 0.11	60.1 ± 0.28
F- test	S	S	S	S	S
C.D.(P=0.05)	0.386	0.296	0.286	0.274	0.368

*Mean ± S.D. (n=3)

Table 6: DPPH activity in the RTS beverages.

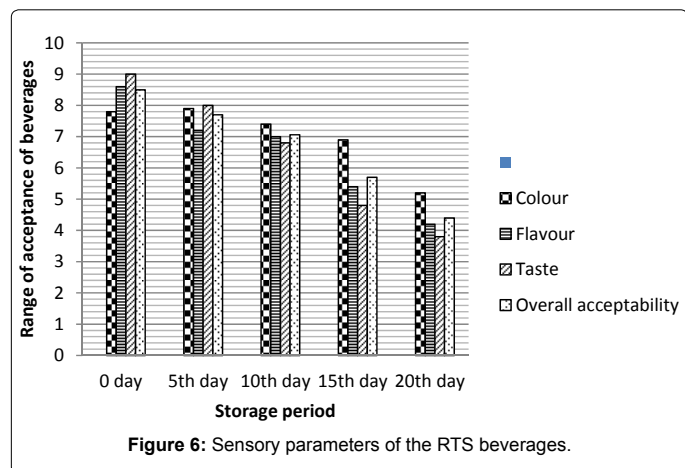


Figure 6: Sensory parameters of the RTS beverages.

Sensory parameters	0 day	5 th day	10 th day	15 th day	20 th day
Colour	7.8 ± 0.04	7.9 ± 0.24	7.4 ± 0.06	6.9 ± 0.13	5.2 ± 0.14
Flavour	8.6 ± 0.06	7.2 ± 0.16	7.0 ± 0.09	5.4 ± 0.12	4.2 ± 0.19
Taste	9 ± 0.12	8 ± 0.21	6.8 ± 0.01	4.8 ± 0.16	3.8 ± 0.07
Overall acceptability	8.5 ± 0.08	7.7 ± 0.14	7.06 ± 0.03	5.7 ± 0.07	4.4 ± 0.09

*Mean ± S.D. (n=10)

Table 7: Sensory acceptance of the RTS 20% beverage.

different beverages are documented in Table 7. The intention was to incorporate the maximum possible quantity of basil extract in the beverage with higher sensory scores and adjustment of acidity to get good taste. It was observed that the highest sensory score of was obtained with maximum incorporation of 20% of basil extract i.e. RTS 20%, with the composition of Kinnow juice, holy basil, ginger and sugar syrup in the ratio of 30:20:5:45.

Conclusion

It was concluded from the study that RTS beverage with incorporation 20% basil extract was acceptable having the ratios 30:20:5:45 of Kinnow juice, holy basil, and ginger and sugar syrup respectively. Physicochemical parameters did not show any significant alteration, however the antioxidant and nutraceuticals potential was increased by addition of holy basil and ginger to the kinnow juice. On the basis of above results revealed in the present study it may be concluded that the formulation of mixed blend juice beverage is possible to satisfy consumer taste and preferences. Utilization of the medicinal plants in diet or by incorporation and optimizing their use in fruit beverages, an individual will get all the benefits related to health and also reduces the risk of serious diseases like diabetes and other cardiovascular diseases.

References

- Prakash P, Gupta N (2005) Therapeutic uses of *Ocimum sanctum* Linn (Tulsi) with a note on eugenol and its pharmacological actions: a short review. *Indian J Physiol Pharmacol* 49: 125-131.
- Rai V, Mani UV, Iyer UM (1997) Effect of *Ocimum sanctum* Leaf Powder on Blood Lipoproteins, Glycated Proteins and Total Amino Acids in Patients with Non-insulin-dependent Diabetes Mellitus. *J Nutr Environ Med* 7: 113-118.
- Sethi J, Sood S, Seth S, Talwar A (2004) Evaluation of hypoglycemic and antioxidant effect of *Ocimum sanctum*. *Indian J Clin Biochem* 19: 152-155.
- Devi PU, Ganasoundari A (1999) Modulation of glutathione and antioxidant enzymes by *Ocimum sanctum* and its role in protection against radiation injury. *Indian J Exp Biol* 37: 262-268.
- Sharma P, Kulshreshtha S, Sharma AL (1998) Anti-cataract Activity of *Ocimum Sanctum* on Experimental Cataract. *IJP* 30: 16-20
- Khogare DT, Lokhande SM (2011) Effect of Tulsi (*Ocimum Sanctum*) on Diabetes mellitus in ISRJ.
- Ody P (2000) London: Dorling- Kinderesly Extraction and quantification of sterols from *Tribulus terrestris*, *Sida acuta burm F.* and *Tridax procumbens L* *International journal of current pharmaceutical research* 5: 95-97.
- Mowrey DB, Clayson DE (1982) Motion sickness, ginger, and psychophysics. *Lancet* 1: 655-657.
- Kobayashi M, Ishida Y, Shoji N, Ohizumi Y (1988) Cardiotonic action of [8]-gingerol, an activator of the Ca⁺⁺-pumping adenosine triphosphatase of sarcoplasmic reticulum, in guinea pig atrial muscle. *J Pharmacol Exp Ther* 246: 667-673.
- Janes ME, Nannapaneni R, Johnson MG (1999) Identification and characterization of two bacteriocin-producing bacteria isolated from garlic and ginger root. *J Food Prot* 62: 899-904.
- Sogi DS, Singh S (2001) Studies on bitterness development in Kinnow juice ready-to-serve beverage, squash, jam and candy. *J Food Sci Technol* 38: 433-438.
- Premi BR, Lal BB, Joshi VK (1994) Distribution pattern of bittering principle in Kinnow fruits. *J Food Sci Technol* 31: 140-141.
- Room Adrian (1986) A dictionary of true etymologies, Taylor & Francis pp: 101.
- Raichlen Steven (1992) Small citrus yield tart juice, aromatic oils, big, fresh taste, *The Baltimore Sun*.
- De Carvalho JM, Maia GA, De Figueredo RW (2007) Development of a blended non-alcoholic beverage composed of coconut water and cashew apple juice containing caffeine. *J Food Qual* 30: 664-681.
- Rangana S (2010) Handbook of analysis and quality control of fruit and vegetable products. 11th Ed, McGraw Hill Publishing Co. Ltd, New Delhi. p. 1112
- APHA (1967) Recommended methods for the microbiological examination of food. American Public Health Association Inc., New York 55-59.
- Amerine MA, Pangbron RM, Rossler EA (1965) Principles of sensory evaluation of food, Academic Press, New York and London.
- Jan A, Masih D (2012) Development and quality evaluation of pineapple juice blend with carrot and orange juice. *IJSR* 2: 8.
- Deka BC, Sethi V (2001) Preparation of mixed fruit juice spiced RTS beverages. *Ind Fd Packer* 42: 58-61.
- Deka BC (2000) Preparation and storage of mixed fruit juice spiced beverage, Ph.D. Thesis, IARI, New Delhi
- Simsek M (2011) A study on selection and identification of table fig types in east edge of frir river. *Asian J Anim Vet Adv* 6: 265-273.
- Mishra P, Verma M, Mishra S, Rai GK (2011) Studies of development of ready to eat amla chutney and its preservation by using class one preservative. *American J Food Tech* 6: 244-252
- Majumdar TK, Wadikar DD, Bawa AS (2011). Effect of storage on physicochemical, microbiological and sensory quality of bottleguard basil juice. *American J Food Tech* 6: 226-234.
- Gao J, Rupasinghe HPV (2012) Nutritional, Physicochemical and Microbial Quality of Ultrasound-Treated Apple-Carrot Juice Blends, *Food and Nutrition Sciences* 3: 212-218.