

Clinical Efficacy, Cosmetic Acceptability, and Local Tolerability of a New Formulation of Topical 5% Minoxidil without Propylene glycol: A 6-month, Multicentre, Real-life, Prospective, Assessor-Blinded Study in 196 Subjects with Hair Loss. The “NOMINAL” Trial

Laura Alessi¹, Maria Catena Aloisi², Valentina Amadu³, Alex Arena⁴, Ylenia Balice⁵, Stefania Bano⁶, Stefania Barruscotti⁷, Annunziata Bartolotta⁸, Silvia Bondino⁹, Arianna Corsini¹⁰, Donato Di Nunno¹¹, Stefania Farina¹², Paola Nappa¹³, Luigi Pisano¹⁴, Fabrizio Presta¹⁵, Nicolò Rivetti¹⁶, Elena Saccani¹⁷, Marco Tomassini¹⁸, Sonia Torti¹⁹, Fabrizio Vaira²⁰, Giovanni Zanframundo²¹, Mario Puviani²², Klause Eisendle²³, Massimo Milani²⁴

¹Department of Dermatology, Out-patient Service, Catania, Italy; ²Department of Dermatology, Out-patient Service, Messina, Italy; ³Department of Dermatology Out-patient Service, Sassari, Italy; ⁴Department of Dermatology, Out-patient Service, Reggio Calabria, Italy; ⁵Department of Dermatology, Out-patient Service, Lissone, Italy; ⁶Department of Dermatology, Out-patient Service, Padua, Italy; ⁷Department of Dermatology, Out-patient Service, Pavia, Italy; ⁸Department of Dermatology, Out-patient Service, Vibo Valentia, Italy; ⁹Department of Dermatology, Out-patient Service Udine, Italy; ¹⁰Department of Dermatology, Out-patient Service, Livorno, Italy; ¹¹Department of Dermatology, Out-patient Service, Rome, Italy; ¹²Department of Dermatology, Out-patient Service, Florence, Italy; ¹³Department of Dermatology, Out-patient Service, Verona, Italy; ¹⁴Department of Dermatology, Out-patient Service, Vigevano, Italy; ¹⁵Department of Dermatology, Out-patient Service, Bologna, Italy; ¹⁶Department of Dermatology, Out-patient Service, Perugia, Italy; ¹⁷Department of Dermatology, Out-patient Service, Pavia, Italy; ¹⁸Department of Dermatology, Out-patient Service, Bari, Italy; ¹⁹Department of Dermatology, Out-patient Service, Pavia, Italy; ²⁰Department of Dermatology, Out-patient Service Milano, Italy; ²¹Department of Dermatology, Out-patient Service, Bari, Italy; ²²Department of Medica Plus Dermatology, Out-patient Service, Modena, Italy; ²³Dermatology Clinic, Ospedale Centrale di Bolzano (BZ), Italy; ²⁴Medical Department, Cantabria Labs Difa Cooper, Via Milano 160, Caronno Pertusella (VA), Italy

ABSTRACT

Background and trial objectives: A new propylene glycol (PG)-free 5% minoxidil (PG-Free-Mnx) lotion has been recently commercialized. Clinical efficacy and local tolerability have been, so far, documented in a limited number of patients. The aim of this study was to evaluate the clinical efficacy, cosmetic acceptability, and local tolerability of 6-month application of this new PG-Free Mnx lotion in a real-life situation.

Materials and methods: The NOMINAL (NO-PG MINoxidil reAL life study) trial was performed in 22 out-patients Italian dermatology clinics. A total of 196 subjects of both sexes with a diagnosis of AGA/FAGA were enrolled in the trial, after their written informed consent. PG-Free-Mnx lotion was applied 1 ml twice daily for 6 months. Clinical efficacy was evaluated in an open fashion in all the enrolled subjects with a 5-grade scale score (from -2: severe worsening, to +2: very good improvement in comparison with baseline condition). In a subgroup of subjects (n=60) an assessor-blinded clinical efficacy evaluation has been also performed using high definition standardized and coded scalp global pictures at baseline, and after 6 months by an assessor unaware of the temporal sequence using a 3-grade score (from 0: no improvement to 3: very high improvement). Cosmetic acceptability evaluation was assessed using a 7-item questionnaire using a 10-point scale score, with score 1 meaning not at all and score 10 meaning the worst possible condition. Cosmetic acceptability and clinical efficacy were evaluated after 12 and 24 weeks of treatment. Global tolerability, assessed at week 24, was evaluated with a 4-grade scale score (from -1: very low tolerability to +2: very good tolerability).

Results: All but seven (3.6%) subjects concluded the study. Clinical efficacy scores (open evaluation) were 0.8 ± 0.7 and 1.0 ± 0.7 at week 12 and 24, respectively. Good or very good clinical response (score +1 or +2) at week 12 and week 24 was observed in 64% and 74% respectively of the subjects with a similar response in women (75%) and men (73%). Baseline severity of AGA/FAGA was inversely correlated with the clinical response with a better outcome in subjects with AGA type II in comparison with subjects with types III/IV AGA. The clinical efficacy was confirmed by the assessor-blinded evaluation of the subgroup of 60 subjects' pictures at baseline (clinical score at baseline: 0.2 ± 0.4 vs. 1.8 ± 0.7 after 6 months; $p=0.0001$; absolute mean difference: 1.6; 95% CI: 1.1 to 2.0). Cosmetic acceptability score mean values were always ≤ 2 at each time-point evaluation, demonstrating good or very good acceptability. Global Tolerability score mean \pm SD value was 1.7 ± 0.4 with 94% of the subjects reporting good or very good tolerability with no differences between men and women. No subjects reported severe or very severe (Tolerability score > 7) burning, itching or redness sensations.

Conclusion: This new PG-free lotion shows, in real-life conditions, a very good cosmetic acceptability and tolerability profile. Clinical efficacy, evaluated both in open and assessor-blinded fashions, was also documented, and it was in line with the available data of traditional Mnx formulations with propylene glycol.

Keywords: Androgenetic alopecia; Minoxidil; Propylene glycol; Real-life trial

Correspondence to: Milani M, Medical Department, Cantabria Labs Difa Cooper, Via Milano 160, Caronno Pertusella (VA) Italy, E-mail: massimo.milani@difa.cooper.com

Received: May 13, 2021; **Accepted:** May 27, 2021; **Published:** June 03, 2021

Citation: Alessi L, Aloisi MC, Amadu V, Arena A, Balice Y, Bano S (2021) Clinical Efficacy, Cosmetic Acceptability, and Local Tolerability of a New Formulation of Topical 5% Minoxidil without Propylene glycol: A 6-month, Multicentre, Real-life, Prospective, Assessor-Blinded Study in 196 Subjects with Hair Loss. The “NOMINAL” Trial. J Clin Exp Dermatol Res. 12:566.

Copyright: © 2021 Alessi L, et al. This is an open-access article distributed under the terms of the Creative Commons Attribution License, which permits unrestricted use, distribution, and reproduction in any medium, provided the original author and source are credited.

INTRODUCTION

Minoxidil (Mnx) is a topical drug indicated for the treatment of androgenic alopecia and female androgenic alopecia (AGA/FAGA) both in men and women [1]. Mnx can counteract the sex hormone-dependent miniaturization process of hair follicle which characterizes AGA physiopathology [2]. The Mnx molecule could exert a vasodilation effect with a consequent positive action on the microcirculation of the scalp but at the same time favouring the cell cycle and cell proliferation, favouring at the hair follicle the anagen phase [3]. The clinical efficacy of Mnx in AGA is maintained only if the treatment is continued [4]. Therefore, long-term tolerability and safety are crucial aspects of AGA therapy with topical Mnx. Mnx 5% and 2% lotions commonly contain propylene glycol (PG), a solvent component able to enhance Mnx water solubility [5,6]. PG is also a penetration enhancer of Mnx molecule, therefore contributing to the clinical efficacy [7]. PG could have, especially in the long-term, a negative effect on the skin barrier function. Several adverse reactions due to PG have been documented, like allergic contact dermatitis (6% of treated subjects), scalp dryness, irritation, burning and redness in subjects treated with classical PG-containing Mnx lotions [8]. The latter can be observed in up to 30% of Mnx-treated patients [9]. Rossi et al. in a recent review have reported that scalp pruritus and scaling are the most common side effects of Mnx lotions treatments [10]. A new propylene glycol (PG)-free 5% minoxidil (PG-Free-Mnx) lotion has been recently commercialized. Clinical efficacy and local tolerability have been, so far, documented in a limited number (n=30) of patients [11]. The aim of this study was to evaluate the clinical efficacy, cosmetic acceptability, and local tolerability of the 6-month application of this new PG-Free Mnx lotion in a real-life situation in a large sample of subjects.

SUBJECTS AND METHODS

Study design

The NOMINAL (NO-PG MINoxidil reAL life study) trial was a prospective multi centre open trial with an assessor-blinded efficacy evaluation, performed between January 2020 and February 2021, in 22 out-patients dermatology clinics which have enrolled, after their written informed consent, a total of 196 subjects of both sexes (106 men and 90 women, mean \pm SD age 41 \pm 15) with a diagnosis of mild to moderate AGA/FAGA.

Subjects: Men and women eligible for the inclusion in the trial were 18-65 years old with mild to moderate AGA/FAGA. Mild to Moderate AGA/FAGA was defined for men as a score of II-V on the Hamilton-Norwood scale [12] and as a score of I3-4 and III-2 on the Ludwig Scale [13] for women. Subjects should be in good general health condition with no clinical evidence of systemic illnesses. PG-Free-Mnx lotion was applied 1 ml twice daily for 6 months on the scalp. The study was planned for the inclusion of at least 150 subjects.

Study objectives: The clinical efficacy was evaluated in an open fashion in all the enrolled subjects with a 5-grade scale score (from -2: Severe worsening, to +2: Very good improvement). In a subgroup of subjects (n=60) an assessor-blinded clinical efficacy evaluation has been also performed using high definition standardized and coded pictures at baseline, and after 3 months by an assessor unaware of the temporal sequence using a 3-grade score (from 0: No improvement to 3: Very high improvement). The subject's cosmetic acceptability evaluation was assessed using a 7-item

questionnaire using a 10-point scale score with score 1 meaning not at all and 10 the worst possible condition. The 7-item questions were: 1) Application of the product is problematic; 2) After applying the product you noticed that the hair is more greasy; 3) After applying the product, you observed the presence of residues; 4) After applying the product, your skin feels drier; 5) You noticed the appearance of itching; 6) You have noticed the onset of burning; 7) You have noticed redness at the application site. Clinical efficacy and cosmetic acceptability were evaluated after 12 and 24 weeks of treatment. Global tolerability, assessed at week 24, was evaluated with a 4-grade scale score (from -1: Very low tolerability to +2: Very good tolerability).

Statistical analysis: Statistical analysis was performed using Graph Pad Prism statistical software ver. 9.1 (La Jolla, CA, USA). Continuous variables were expressed as mean \pm SD. The paired t-test and the Wilcoxon test were used for the analysis of the study outcomes. A P-value of <0.05 was considered significant. A formal calculation of sample size was not performed. For the clinical part of the study, the aim was to enrol at least 150 subjects.

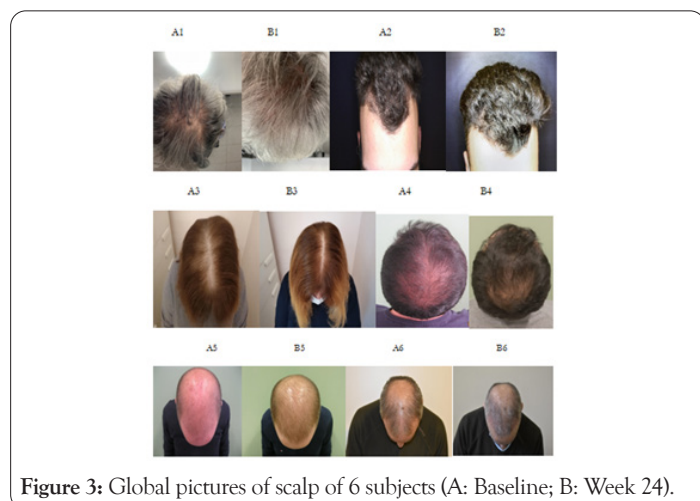
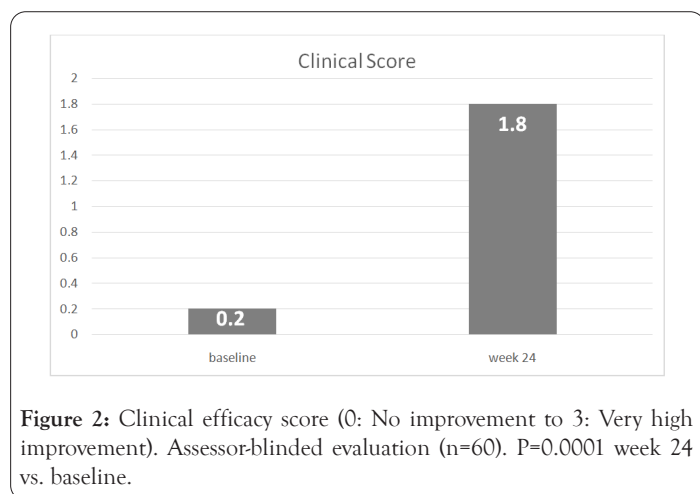
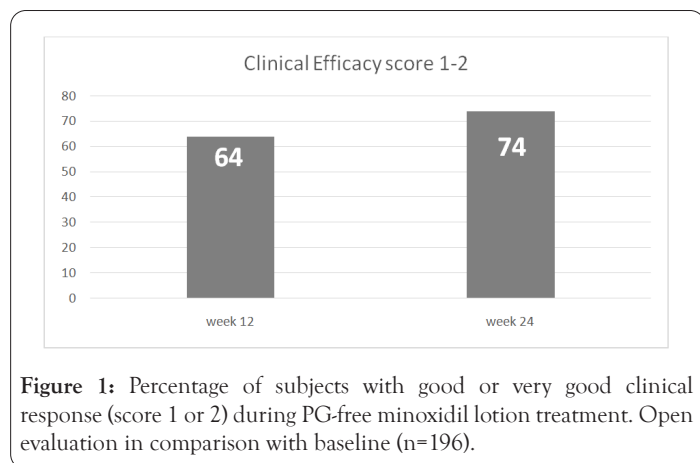
RESULTS

Table 1 shows the subjects' clinical and demographic characteristics at baseline. All but 7 (3.6%) subjects concluded the study. The reasons for these premature conclusions of Mnx lotion treatment were not related to reduce tolerability or safety issues. Clinical efficacy scores were 0.8 \pm 0.7 and 1.0 \pm 0.7 at week 12 and 24, respectively. Good or very good clinical response (score +1 or +2) at week 12 and 24 was observed in 64% (95% CI from 57% to 70%) and 74% (95% CI from 67% to 80%) of the subjects, respectively with a similar response in women (75%) and in men (73%) (Figure 1). Baseline severity of AGA/FAGA was inversely correlated with the clinical response with a better outcome in subjects with AGA types II in comparison with subjects with types III/IV AGA. The clinical efficacy was confirmed by the assessor-blinded evaluation of the subgroup of 60 subjects' pictures at baseline (clinical score at baseline: 0.2 \pm 0.4 vs. 1.8 \pm 0.7 after 6 months; p=0.0001; absolute mean difference: 1.6; 95% CI: 1.1 to 2.0) (Figure 2). Figure 3 documents some global scalp pictures, utilized for the assessor-blinded subgroup evaluation, before and after treatment with the lotion in 6 subjects. Cosmetic acceptability score mean values were always <2 at each time-point evaluation, demonstrating good or very good acceptability. Global Tolerability score mean \pm SD value was 1.7 \pm 0.4 with 94% of the subjects reporting good or very good tolerability with no differences between men and women. Interestingly scalp irritation and low tolerability in this sample were reported in 2 subjects only (1%). Moderate or intense itching has been reported in 11% of treated subjects. The moderate or intense burning sensation was reported by 5.6%. No subjects reported severe or very severe (Tolerability score >7) burning, itching or redness sensations. No serious side effects were reported. No dropped out subjects because of drug-related local intolerance were observed.

Table 1: Subjects' demographic and clinical characteristics at baseline.

	Men	Women
Number	106	90
Age, mean \pm SD	35 \pm 15	46 \pm 16
Alopecia severity		
Hamilton scale (men), n (%)		

N2	36 (34%)	
N3	54 (51%)	
N4	16 (15%)	
Ludwig scale (women) n (%)		
L1		37 (41%)
L2		35 (39%)
L3		18 (20%)
Duration of alopecia (years)	2.3	1.5
Previous treatments N (%)	17 (16%)	20 (22%)



DISCUSSION

AGA and FAGA are common chronic dermatological conditions with a relevant impact on self-esteem and quality of life of the affected subjects [14]. The only approved pharmacological treatments are topical minoxidil and finasteride [15]. Both treatments should be used chronically to maintain the improvement in hair count [16]. The NOMINAL trial has demonstrated that in real-life condition in a population of more than 190 subjects 6-month treatment with PG-free 5% Mnx lotion is effective, well-tolerated with a good cosmetic acceptability. Topical minoxidil is the mainstay pharmacological treatment for androgenic alopecia both in men and women [17]. The specific mechanism of action of topical minoxidil remains however to be fully explained. Mnx can positively affect follicular cells, enhancing hair growth and at the same time reducing hair loss [18]. Mnx solutions generally contain ethanol, water, and propylene glycol (PG). PG favours the penetration of Mnx through the skin, but this is due to alteration of skin barrier function [19]. Therefore, PG could induce skin irritation, especially in the long-term treatment. Subjects treated with Mnx PG-containing lotions can suffer of skin irritation, itch and allergic contact dermatitis causing the interruption of the treatment [20]. Skin irritation is observed in up to 5% of subjects treated with Mnx foam, a formulation not containing propylene glycol [9]. Moderate-intense itching is reported in 25%-30% of Mnx classical lotion. A new propylene glycol (PG)-free 5% minoxidil (PG-Free-Mnx) lotion has been recently commercialized. Clinical efficacy and local tolerability have been documented in a prospective open-label study in 30 subjects with AGA [11]. The NOMINAL trial has evaluated clinical efficacy, cosmetic acceptability, and tolerability in a real-life condition in more than 190 AGA/FAGA subjects. Some limitations should be taken in account in evaluating the results of our study. The study design was a prospective open not controlled trial. However, the NOMINAL trial should be considered as a “real-life” study evaluating the tolerability and the cosmetic impact of this new MNX formulation in the every-day clinical condition. In addition, the clinical efficacy was also evaluated in a subgroup (n=60) of patients with an assessor-blinded evaluation, increasing the internal validity of the results obtained.

CONCLUSION

This new PG-free Mnx lotion shows, in real-life conditions, a very good cosmetic acceptability and tolerability profile. Clinical efficacy, evaluated both in an open and assessor-blinded fashion, was also documented, and it was in line with the available data of traditional minoxidil formulations with propylene glycol.

AUTHORS' CONTRIBUTIONS

All the doctors of The NOMINAL study group contributed to the enrolment and the visits of the participating subjects. All authors had full access to all the data in this study and take complete responsibility for the integrity of the data and accuracy of the data analysis. MP and KE performed the assessor blinded evaluation of the global pictures of the subgroup of 60 subjects. All named authors meet the International Committee of Medical Journal Editors (ICMJE) criteria for authorship for this article, take responsibility for the integrity of the work as a whole, and have given their approval for this version to be published.

ACKNOWLEDGMENTS

The authors thank the participants of the study.

CONFLICT OF INTEREST

Massimo Milani declares that he is employed by Cantabria Labs Difa Cooper. All the other authors have nothing to disclose.

FUNDING

This study was partially funded by Cantabria Labs Difa Cooper (Caronno P. Italy).

REFERENCES

1. Kanti V, Messenger A, Dobos G, Reygagne P, Finner A, Blumeyer A, et al. Evidence-based (S3) guideline for the treatment of androgenetic alopecia in women and in men-short version. *J Eur Acad Dermatol Venereol.* 2018 ;32: 11-22.
2. Santos Z, Avci P, Hamblin MR. Drug discovery for alopecia: Gone today, hair tomorrow. *Expert Opin Drug Discov.* 2015;10: 269-292.
3. Headington JT. Hair follicle biology and topical minoxidil: Possible mechanisms of action. *Dermatologica.* 1987;175: 19-22.
4. Suchonwanit P, Thammarucha S, Leerunyakul K. Minoxidil and its use in hair disorders: A review. *Drug Des Develop Ther.* 2019;13: 2777-2786.
5. Lucky AW, Piacquadio DJ, Ditre CM, Dunlap F, Kantor I, Pandya AG, et al. A randomized, placebo-controlled trial of 5% and 2% topical minoxidil solutions in the treatment of female pattern hair loss. *J Am Acad Dermatol* 2004;50: 541-553.
6. Kalepu S, Nekkanti V. Insoluble drug delivery strategies: Review of recent advances and business prospects. *Acta Pharm Sin B.* 2015;5: 442-453.
7. Lane ME. Skin penetration enhancers. *Int J Pharm.* 2013;447: 12-21.
8. Friedman ES, Friedman PM, Cohen DE, Washenik K. Allergic contact dermatitis to topical minoxidil solution: Etiology and treatment. *J Am Acad Dermatol.* 2002;46:309-312.
9. Blume-Peytavi U, Hillmann K, Dietz E, Canfield D, Bartels NG. A randomized, single-blind trial of 5% minoxidil foam once daily versus 2% minoxidil solution twice daily in the treatment of androgenetic alopecia in women. *J Am Acad Dermatol.* 2011;65: 1126.e2-1134.e2.
10. Rossi A, Cantisani C, Melis L, Iorio A, Scali E, Calvieri S, et al. Minoxidil use in dermatology, side effects and recent patents. *Recent Pat Inflamm Allergy Drug Discov.* 2012;6: 130-136.
11. Barbareschi M, Vescovi V, Starace M, Piraccini BM, Milani M. Propylene glycol free 5% minoxidil lotion formulation: Cosmetic acceptability, local tolerability, clinical efficacy and in-vitro skin absorption evaluations. *G Ital Dermatol Venereol.* 2020;155: 341-345.
12. Guarrera M, Cardo P, Arrigo P, Rebora A. Reliability of hamilton-norwood classification. *Int J Trichology.* 2009;1: 120-122.
13. Ludwig PD. Androgenetic alopecia. *Arch Dermatol.* 1977;113: 109.
14. Kelly Y, Blanco A, Tosti A. Androgenetic alopecia: An update of treatment options. *Drugs.* 2016;76: 1349-1364.
15. Saraswat A, Kumar B. Minoxidil vs finasteride in the treatment of men with androgenetic alopecia. *Arch Dermatol.* 2003;139: 1219-1221.
16. York K, Meah N, Bhojru B, Sinclair R. A review of the treatment of male pattern hair loss. *Expert Opin Pharmacother.* 2020;21: 603-612.
17. Rossi A, Cantisani C, Melis L, Iorio A, Scali E, Calvieri S, et al. Minoxidil use in dermatology, side effects and recent patents. *Recent Pat Inflamm Allergy Drug Discov.* 2012;6: 130-136.
18. Messenger AG, Rundegren J. Minoxidil: Mechanisms of action on hair growth. *Br J Dermatology.* 2004;150:186-194.
19. Catanzaro JM, Smith JG. Propylene glycol dermatitis. *J Am Acad Dermatol.* 1991;24: 90-95.
20. McGowan MA, Scheman A, Jacob SE. Propylene glycol in contact dermatitis: A systematic review. *Dermatitis.* 2018;29: 6-12.